


## Start Surface IP66 Ø300mm

START SURFACE IP66 1050LM 830 IK10 BLK  
0049284



### Product features

- LED exterior surface mounted luminaire, 1050lm, 12W power consumption, 88lm/W efficacy, 3000K color temperature, CRI80, non-dimmable, IP66, IK10, 50,000 hours (L70), black housing, vandal resistant



### PRODUCT OVERVIEW

Product name	START SURFACE IP66 1050LM 830 IK10 BLK
Technology	LED
Housing	PC Polycarbonate
Environment	Indoor, Outdoor
General application	Hospitality
ETIM Class	EC002892
E-number FI	4274494
E-number SE	7505128
Warranty	5 years
Fixture luminous flux (lm)	1050
Luminaire efficacy (lm/W)	88
Colour temperature (K)	3000
Light colour	Warm White
CRI (Ra)	80
Beam Angle (°)	120
Beam Angle (°)	110
Photobiological Risk Group	RG0
Total power consumption (W)	12
Electrical protection	Class II
Dimmable	No
LED Flickering Rate	Low (6% - 20%)
Housing colour	RAL 9011 - Graphite black
IP rating	IP66
IK rating	IK10
Product EAN number	5410288492841

### DATA TABLE

#### General data

Product name	START SURFACE IP66 1050LM 830 IK10 BLK
Technology	LED
Housing	PC Polycarbonate

## Start Surface IP66 Ø300mm START SURFACE IP66 1050LM 830 IK10 BLK 0049284

Environment	Indoor, Outdoor
General application	Hospitality
Operating temperature range (°C)	-20°C - 45°C
Performance ambient temperature Tq (°C)	25
ETIM Class	EC002892
E-number FI	4274494
E-number SE	7505128
Warranty	5 years

### Optical data

Fixture luminous flux (lm)	1050
Luminaire efficacy (lm/W)	88
Colour temperature (K)	3000
Colour Code	830
Light colour	Warm White
CRI (Ra)	80
Beam Angle (°)	120
Beam Angle (°)	110
Photobiological Risk Group	RG0

### Electrical data

Total power consumption (W)	12
Mains voltage (V)	220-240V~
Lamp power factor	0.5
Electrical protection	Class II
Dimmable	No
Drive current (mA)	350
Inrush Current (A)	15.7
Inrush Duration (µs)	68
Glow Wire Test (°C)	650
Energy Efficiency Class (A->G) of contained light source	E
Nominal Frequency (Hz)	50/60Hz
LED Flickering Rate	Low (6% - 20%)
Max. Luminaires per 10A C Breaker	42
Max. Luminaires per 13A C Breaker	51
Max. Luminaires per 16A C Breaker	60
Max. Luminaires per 20A C Breaker	70
Max. Luminaires per 10A B Breaker	40
Max. Luminaires per 13A B Breaker	48
Max. Luminaires per 16A B Breaker	57
Max. Luminaires per 20A B Breaker	68

### Lifetime data

Lifespan L70 B50	50000
------------------	-------

### Physical data

Housing colour	RAL 9011 - Graphite black
IP rating	IP66

## Start Surface IP66 Ø300mm START SURFACE IP66 1050LM 830 IK10 BLK 0049284

IK rating	IK10
Diffuser finish	Opal
Diffuser material	PC Polycarbonate
Nominal Product Length (mm)	300
Nominal Product Width (mm)	300
Nominal Product Height (mm)	90
Nominal Product Diameter (mm)	300
Weight (kg)	0.78

### Packaging

Single packaging type	Carton
Product EAN number	5410288492841
Packaging single length / height (cm)	30.2
Packaging single width (cm)	9.9
Packaging single depth (cm)	30.5
DUN14 (outer)	15410288492848
Units per outer package	6
Packaging outer length / height (cm)	61.5
Packaging outer width (cm)	31.0
Packaging outer depth (cm)	32.0

### Safety data

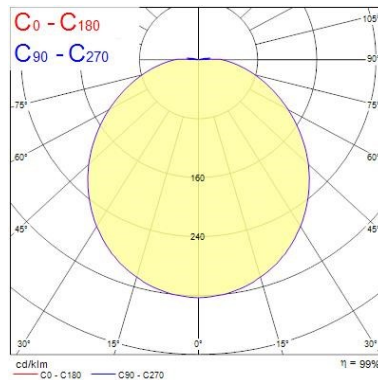
Optimal operating condition (°C)	-20-45
----------------------------------	--------

## PHOTOMETRY

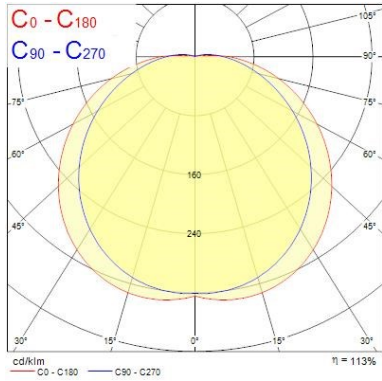
Distance [m]	Cone diameter [m]	E(0°)	E(C90)	E(C0)	illuminance [lx]
0.5	1.65 2.19	752	84	29	
1.0	3.30 4.39	196	13	7	
1.5	4.95 6.58	87	6	3	
2.0	6.60 8.78	48	3	2	
2.5	8.26 10.97	31	2	1	
3.0	9.91 13.17	23	1	1	

Distance [m]      Cone diameter [m]      Illuminance [lx]

— C0 - C180 (Half beam angle: 131.0°)  
— C90 - C270 (Half beam angle: 117.6°)



Start Surface IP66 Ø300mm  
*START SURFACE IP66 1050LM 830 IK10 BLK*  
 0049284



0.5	1.48	E(0°) E(C0)	55.9°	1396 120
1.0	2.95	E(0°) E(C0)	55.9°	339 30
1.5	4.43	E(0°) E(C0)	55.9°	151 13
2.0	5.91	E(0°) E(C0)	55.9°	85 7
2.5	7.38	E(0°) E(C0)	55.9°	54 5
3.0	8.86	E(0°) E(C0)	55.9°	38 3

Distance [m]      Cone diameter [m]      Illuminance [lx]  
 C0 - C180 (Half beam angle: 111.8°)

## TECHNICAL DRAWINGS

