

## Beacon LED Muse Tune

*Beacon Muse Tune 90CRI DALI Black L3*  
2059768



### Product features

- Integrated LED spotlight, Black - RAL9005 unique soft-touch ring, adjustable beam angle from a 10° spot to a 40° flood, compact and minimalist design, ideal for retail, display, museum and gallery applications, die-cast aluminium body, passive cooling heatsink. Beam angle: 10° spot to 40° flood, color temperature: 2100-4300K Tuneable white, total system power: 21W, total fixture output: 71/134 lm, LOR: 100%, colour rendering: CRI: 93 typical, LED Chromaticity: 3 step MacAdam ellipse, lifetime: >70000 hours at L70B50, energy class: A++, A+, A, IR/UV free light source without heat radiation, operating voltage: 220-240V / 50-60Hz, electronic driver, dimmable and tuneable via DALI, power factor: 0.9, electrical protection: Class II, Lytespan 3 - Three Circuit Adaptor suitable for Concord Lytespan track, ingress protection rating: IP20, suitable for internal environment only, horizontal rotation: 355°, vertical tilt: 90°, dimensions: Ø80x140x216mm, weight: 0.96kg.



### PRODUCT OVERVIEW

Product name	Beacon Muse Tune 90CRI DALI Black L3
Technology	LED
Housing	Aluminium
Mount	Track mounting
General application	Hospitality, Museums & Galleries
ETIM Class	EC001744
Warranty	5 years
Fixture luminous flux (lm)	71/134
LOR (%)	100
Light colour	Tuneable White
CRI (Ra)	90
Colour Consistency (SDCM)	3
Photobiological Risk Group	RG0
Total power consumption (W)	21
Electrical protection	Class II
Control gear type	Electronic ballast
Control gear mounting	Integral
Dimmable	Yes
Minimum dimming level (%)	1
Housing colour	RAL 9005 - Jet black
IP rating	IP20
IK rating	IK02
Product EAN number	5025768597680

### DATA TABLE

#### General data

Product name	Beacon Muse Tune 90CRI DALI Black L3
Technology	LED
Housing	Aluminium

## Beacon LED Muse Tune

*Beacon Muse Tune 90CRI DALI Black L3*  
2059768

<b>Mount</b>	Track mounting
<b>General application</b>	Hospitality, Museums & Galleries
<b>ETIM Class</b>	EC001744
<b>Warranty</b>	5 years

### Optical data

<b>Fixture luminous flux (lm)</b>	71/134
<b>LOR (%)</b>	100
<b>Correlated colour temperature range (K)</b>	2100 - 4300
<b>Light colour</b>	Tuneable White
<b>CRI (Ra)</b>	90
<b>Colour Consistency (SDCM)</b>	3
<b>Distribution type</b>	Adjustable
<b>Photobiological Risk Group</b>	RG0

### Electrical data

<b>Total power consumption (W)</b>	21
<b>Mains voltage (V)</b>	220-240V~
<b>Lamp power factor</b>	0.9
<b>Electrical protection</b>	Class II
<b>Control gear required</b>	Yes
<b>Control gear type</b>	Electronic ballast
<b>Control gear mounting</b>	Integral
<b>Dimmable</b>	Yes
<b>Minimum dimming level (%)</b>	1
<b>Drive current (mA)</b>	958
<b>Inrush Current (A)</b>	27.9
<b>Inrush Duration (µs)</b>	190
<b>Glow Wire Test (°C)</b>	960
<b>Nominal Frequency (Hz)</b>	50/60Hz
<b>Max. Luminaires per 10A C Breaker</b>	33
<b>Max. Luminaires per 16A C Breaker</b>	53
<b>Max. Luminaires per 10A B Breaker</b>	20
<b>Max. Luminaires per 16A B Breaker</b>	32

### Lifetime data

<b>Lifespan L70 B50</b>	70000
-------------------------	-------

### Physical data

<b>Housing colour</b>	RAL 9005 - Jet black
<b>IP rating</b>	IP20
<b>IK rating</b>	IK02
<b>Diffuser finish</b>	Frosted
<b>Diffuser material</b>	PC Polycarbonate
<b>Nominal Product Width (mm)</b>	140
<b>Nominal Product Height (mm)</b>	216
<b>Nominal Product Diameter (mm)</b>	80
<b>Weight (kg)</b>	1.34

## Beacon LED Muse Tune

*Beacon Muse Tune 90CRI DALI Black L3*  
2059768

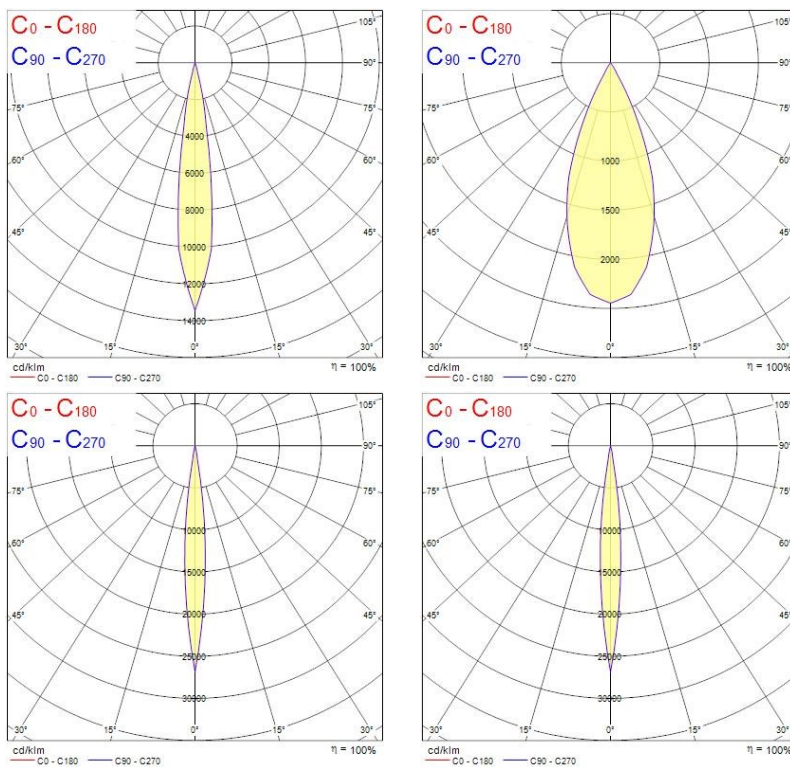
### Packaging

Single packaging type	Carton
Product EAN number	5025768597680
Packaging single length / height (cm)	18.0
Packaging single width (cm)	18.0
Packaging single depth (cm)	17.0
DUN14 (outer)	05025768597680
Units per outer package	1
Packaging outer length / height (cm)	18.0
Packaging outer width (cm)	18.0
Packaging outer depth (cm)	17.0

### Safety data

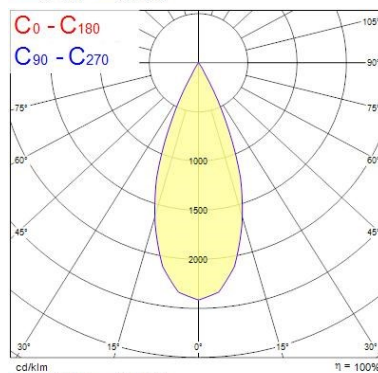
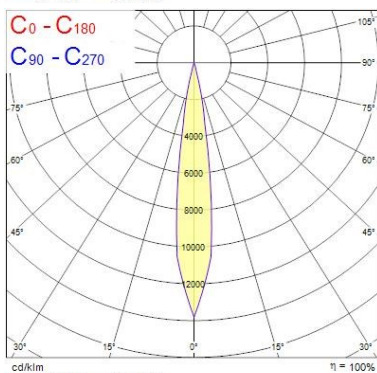
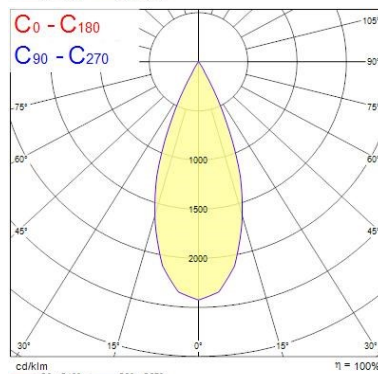
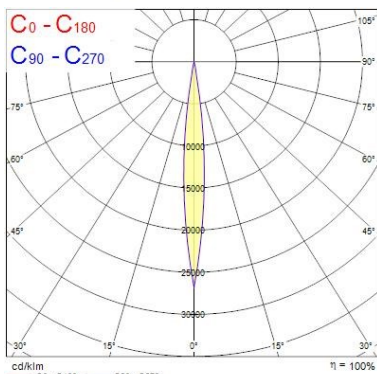
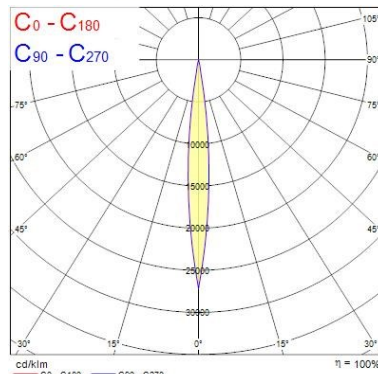
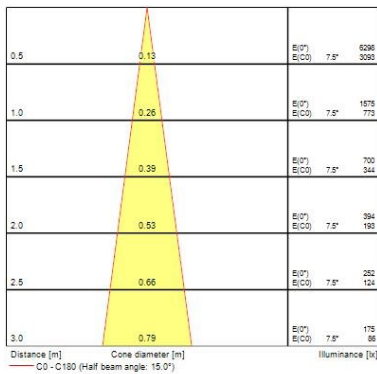
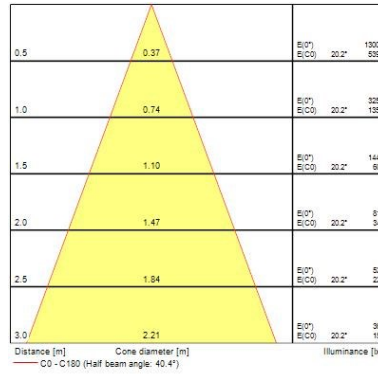
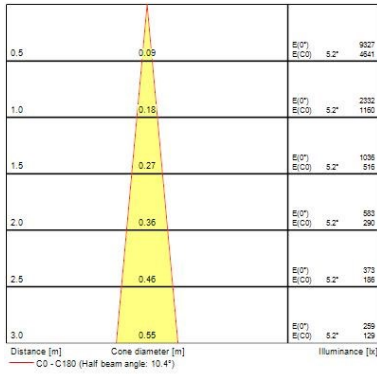
Dry applications use only	Yes
---------------------------	-----

## PHOTOMETRY



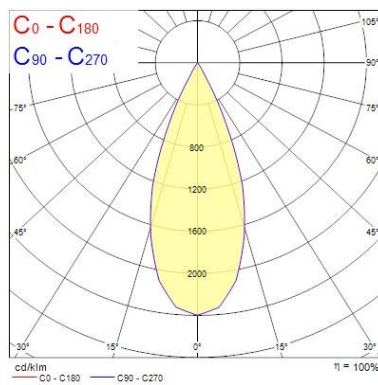
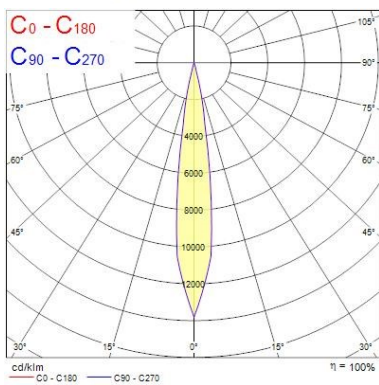
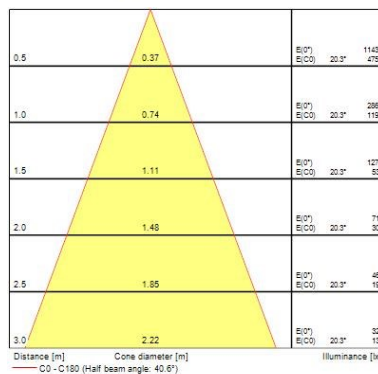
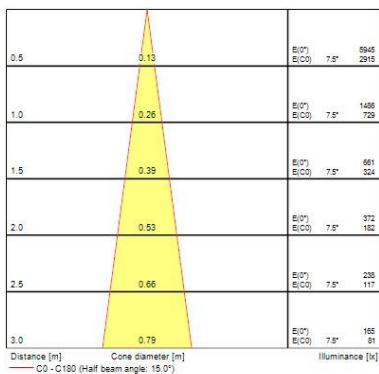
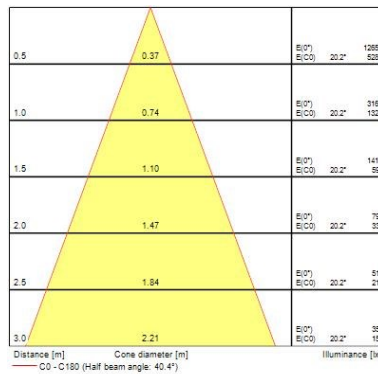
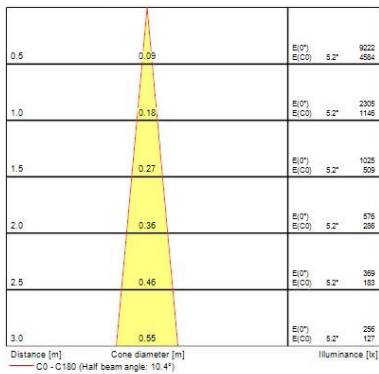
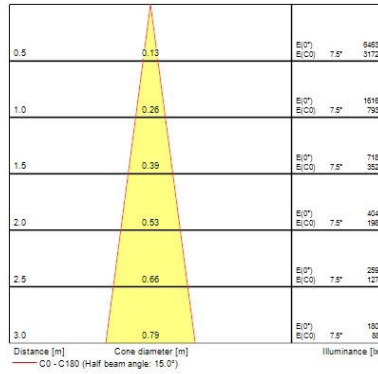
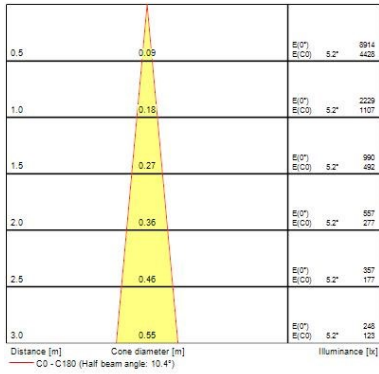
## Beacon LED Muse Tune

*Beacon Muse Tune 90CRI DALI Black L3*  
2059768



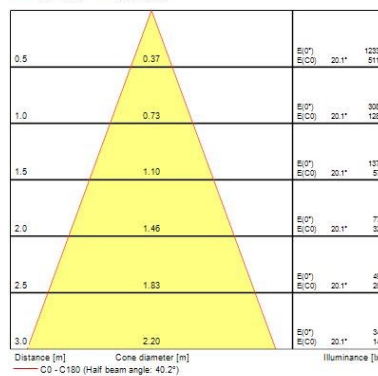
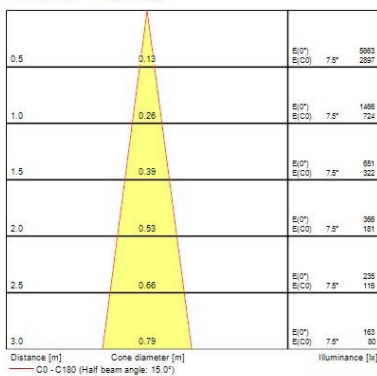
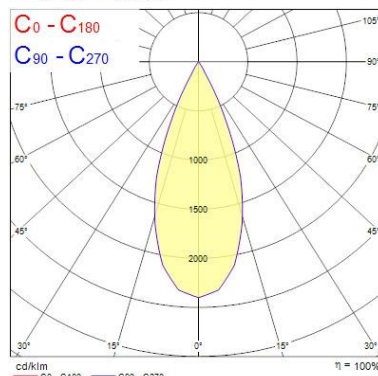
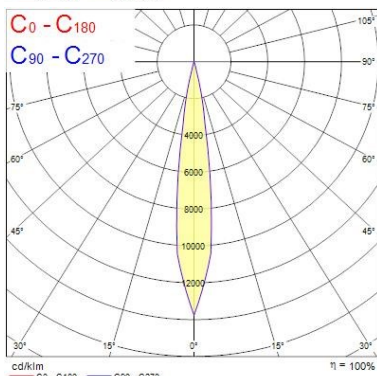
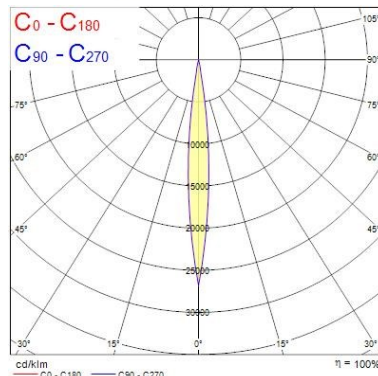
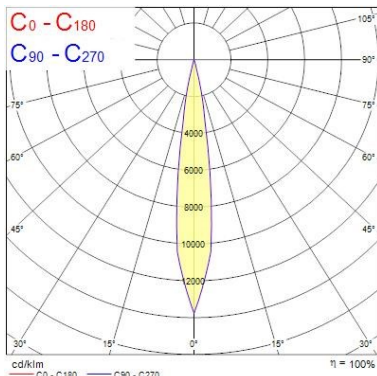
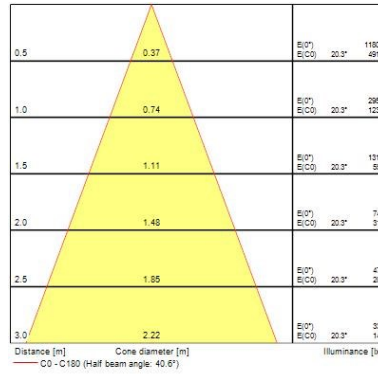
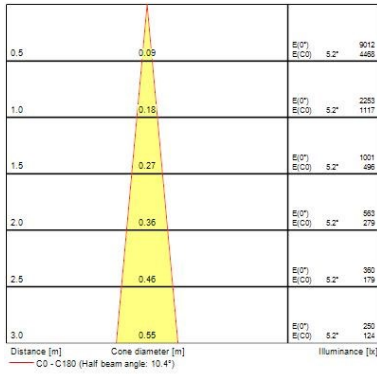
## Beacon LED Muse Tune

*Beacon Muse Tune 90CRI DALI Black L3*  
2059768



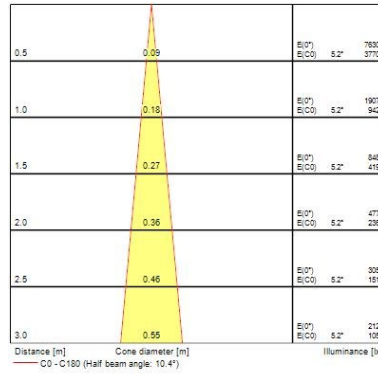
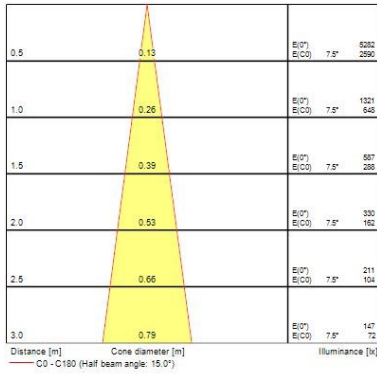
## Beacon LED Muse Tune

*Beacon Muse Tune 90CRI DALI Black L3*  
2059768



## Beacon LED Muse Tune

*Beacon Muse Tune 90CRI DALI Black L3*  
2059768



### TECHNICAL DRAWINGS

