

Insaver LED II 150

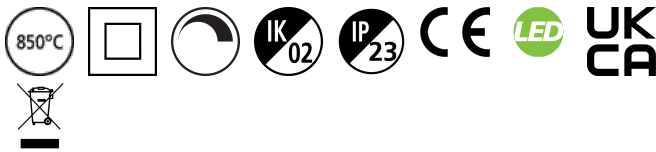
Insaver LED II 150 Low Output NW 1-10

3098103



Product features

- Circular LED downlight with up to 114lm/W efficacy and 2,400 luminaire lumen output. Innovative easy installation system allows for a rapid, single point installation. For 150mm cut outs. IP44 or UGR<19 compliant with additional accessories. 3 hour emergency and surface mounted versions available. Plus3 version includes Wieland GST connector.



PRODUCT OVERVIEW

Product name	Insaver LED II 150 Low Output NW 1-10
Technology	LED
Housing	AGC (advanced graphite composite)
Mount	Ceiling recessed mounting
Environment	Internal
General application	Office
ETIM Class	EC001744
E-number FI	4271286
E-number SE	7464704
Warranty	5 years
Fixture luminous flux (lm)	1940
Luminaire efficacy (lm/W)	114
LOR (%)	100
Colour temperature (K)	4000
CRI (Ra)	80
Colour Consistency (SDCM)	3
Beam Angle (°)	76
Glare control	< 19
Photobiological Risk Group	RG1
Total power consumption (W)	17
Electrical protection	Class II
Control gear type	Electronic ballast
Dimmable	Yes
Housing colour	White
IP rating	IP23
IK rating	IK02
Product EAN number	8711971981039

DATA TABLE

General data

Product name	Insaver LED II 150 Low Output NW 1-10
Technology	LED

Insaver LED II 150

Insaver LED II 150 Low Output NW 1-10

3098103

Housing	AGC (advanced graphite composite)
Mount	Ceiling recessed mounting
Environment	Internal
General application	Office
Operating temperature range (°C)	0°C - 25°C
Performance ambient temperature Tq (°C)	25
ETIM Class	EC001744
E-number FI	4271286
E-number SE	7464704
Warranty	5 years

Optical data

Fixture luminous flux (lm)	1940
Luminaire efficacy (lm/W)	114
LOR (%)	100
Colour temperature (K)	4000
CRI (Ra)	80
Colour Consistency (SDCM)	3
Adjustable chromaticity	N
Beam Angle (°)	76
Distribution type	Symmetric
Glare control	< 19
Photobiological Risk Group	RG1

Electrical data

Total power consumption (W)	17
Mains voltage (V)	220-240V~
Electrical protection	Class II
Control gear type	Electronic ballast
Transformer required	Yes
Dimmable	Yes
Drive current (mA)	700
Inrush Current (A)	45
Inrush Duration (µs)	20
Glow Wire Test (°C)	850
Energy Efficiency Class (A->G) of contained light source	C
Nominal Frequency (Hz)	50/60Hz
Max. Luminaires per 10A C Breaker	50
Max. Luminaires per 13A C Breaker	65
Max. Luminaires per 16A C Breaker	80
Max. Luminaires per 20A C Breaker	100
Max. Luminaires per 10A B Breaker	30
Max. Luminaires per 13A B Breaker	39
Max. Luminaires per 16A B Breaker	48
Max. Luminaires per 20A B Breaker	60

Lifetime data

Lifespan L70 B50	100000
------------------	--------

Insaver LED II 150

Insaver LED II 150 Low Output NW 1-10

3098103

Lifespan L80 B20	100000
Lifespan L90 B10	60000

Physical data

Housing colour	White
IP rating	IP23
IK rating	IK02
Reflector finish	High-gloss
Nominal Product Length (mm)	169
Nominal Product Width (mm)	169
Nominal Product Height (mm)	87
Cutout Dimensions (W x L in mm or Diameter in mm)	150
Weight (kg)	0.6

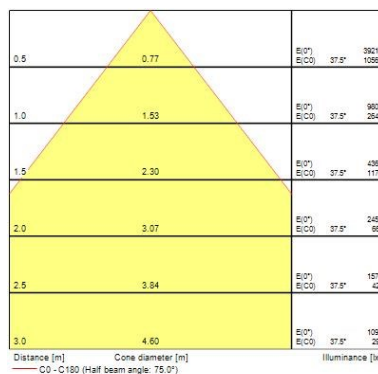
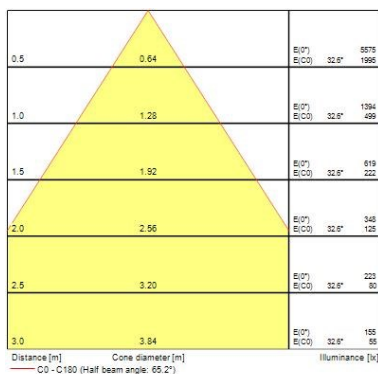
Packaging

Single packaging type	Carton
Product EAN number	8711971981039
Packaging single length / height (cm)	25.4
Packaging single width (cm)	22.8
Packaging single depth (cm)	11.7
DUN14 (outer)	08711971981039
Units per outer package	1
Packaging outer length / height (cm)	25.4
Packaging outer width (cm)	22.8
Packaging outer depth (cm)	11.7

Safety data

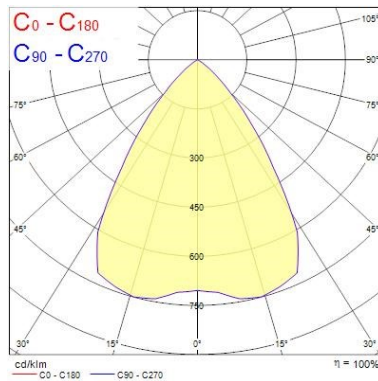
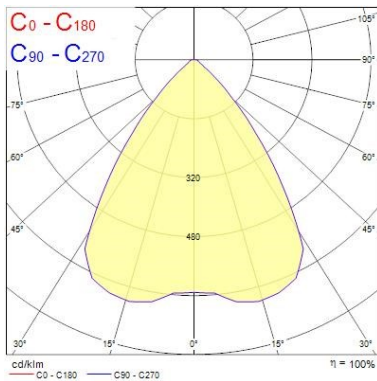
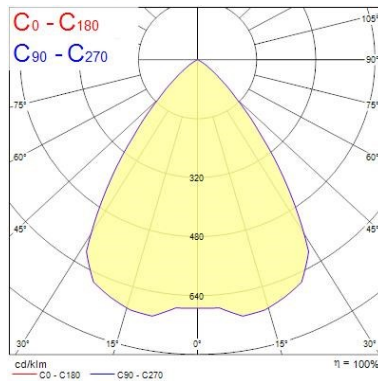
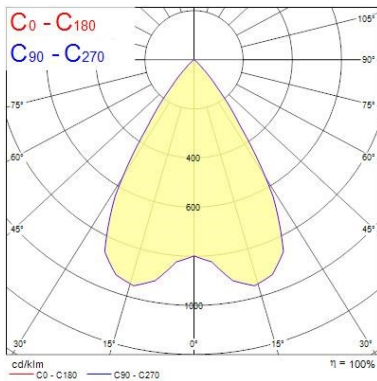
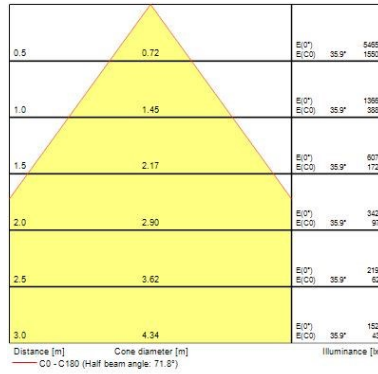
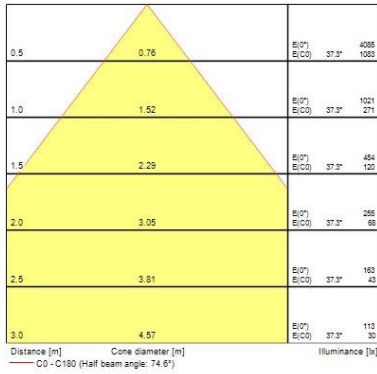
Optimal operating condition (°C)	0-25
----------------------------------	------

PHOTOMETRY



Insaver LED II 150

Insaver LED II 150 Low Output NW 1-10
3098103



TECHNICAL DRAWINGS

