

SylBatten LED

SYLBATTEN LED 1505MM 4000LM 6000K EB (TP3)

0045186



Product features

- LED batten, T8 replacement, ease of installation through 2 part push-in design of the housing (safety cable included), through wiring capability (TP3 = 3 core), sheet steel, 4377LM, 39W, 112m/W, 6000K, drive current: 350mA, CRI 80, 138° wide beam angle, electronic driver (non dimmable), IP20, IK07, 50,000 hrs (L70), (LxWxH) 1505x66x76mm, 5 step MacAdam ellipse, 3.7kg, white RAL 9016, Class 1, 220-240V, energy class: A++, A+, A.



PRODUCT OVERVIEW

Product name	SYLBATTEN LED 1505MM 4000LM 6000K EB (TP3)
Technology	LED
Housing	Steel
Mount	Ceiling surface mounting
Environment	Internal
General application	Logistics & Industry
ETIM Class	EC000109
E-number FI	4274260
Fixture luminous flux (lm)	4377
Luminaire efficacy (lm/W)	112.23
LOR (%)	100
Colour temperature (K)	6000
Light colour	Daylight
CRI (Ra)	80
Colour Variation Initial (SDCM)	SDCM5
Colour Consistency (SDCM)	5
Beam Angle (°)	138
Glare control	< 30
Photobiological Risk Group	RG0
Total power consumption (W)	39
Electrical protection	Class I
Control gear type	Electronic ballast
Control gear mounting	Built-in
Dimmable	No
LED Flickering Rate	Medium (21% - 40%)
Housing colour	RAL 9016 - Traffic white / Bezel
IP rating	IP20
IK rating	IK07
Product EAN number	5410288451862

DATA TABLE

SylBatten LED

SYLBATTEN LED 1505MM 4000LM 6000K EB (TP3)

0045186

General data

Product name	SYLBATTEN LED 1505MM 4000LM 6000K EB (TP3)
Technology	LED
Housing	Steel
Mount	Ceiling surface mounting
Environment	Internal
General application	Logistics & Industry
Operating temperature range (°C)	0°C - 25°C
Performance ambient temperature Tq (°C)	25
ETIM Class	EC000109
E-number FI	4274260

Optical data

Fixture luminous flux (lm)	4377
Luminaire efficacy (lm/W)	112.23
LOR (%)	100
Colour temperature (K)	6000
Light colour	Daylight
CRI (Ra)	80
Colour Variation Initial (SDCM)	SDCM5
Colour Consistency (SDCM)	5
Adjustable chromaticity	N
Beam Angle (°)	138
Distribution type	Symmetric, Direct
Glare control	< 30
Photobiological Risk Group	RG0

Electrical data

Total power consumption (W)	39
Mains voltage (V)	220-240V~
Lamp power factor	0.95
THD (at 230 V, 50 Hz, full load, at 100% dimming level) = xx.x %	10
Electrical protection	Class I
Control gear type	Electronic ballast
Control gear mounting	Built-in
Transformer required	Yes
Dimmable	No
Drive current (mA)	350
Inrush Current (A)	25
Inrush Duration (µs)	177
Glow Wire Test (°C)	850
Nominal Frequency (Hz)	50Hz
LED Flickering Rate	Medium (21% - 40%)
Max. Luminaires per 10A C Breaker	32
Max. Luminaires per 13A C Breaker	42
Max. Luminaires per 16A C Breaker	53
Max. Luminaires per 20A C Breaker	66

SylBatten LED

SYLBATTEN LED 1505MM 4000LM 6000K EB (TP3)

0045186

Lifetime data

Lifespan L70 B50	50000
Lifespan L70 B20	30000
Lifespan L70 B10	15000
Lifespan L80 B50	30000
Lifespan L80 B20	30000
Lifespan L80 B10	15000
Lifespan L90 B50	15000
Lifespan L90 B20	15000
Lifespan L90 B10	15000

Physical data

Housing colour	RAL 9016 - Traffic white / Bezel
IP rating	IP20
IK rating	IK07
Diffuser finish	Opal
Diffuser material	PC Polycarbonate
Nominal Product Length (mm)	1505
Nominal Product Width (mm)	66
Nominal Product Height (mm)	76
Weight (kg)	3.17

Packaging

Single packaging type	Carton
Product EAN number	5410288451862
Packaging single length / height (cm)	154.4
Packaging single width (cm)	8.1
Packaging single depth (cm)	9.4
DUN14 (outer)	05410288451862
Units per outer package	1
Packaging outer length / height (cm)	154.4
Packaging outer width (cm)	8.1
Packaging outer depth (cm)	9.4

Safety data

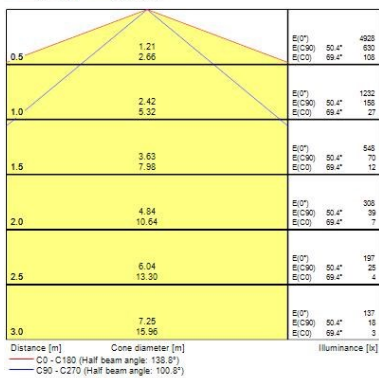
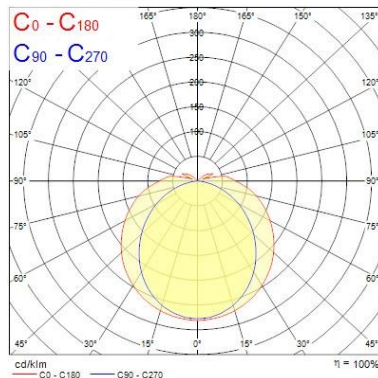
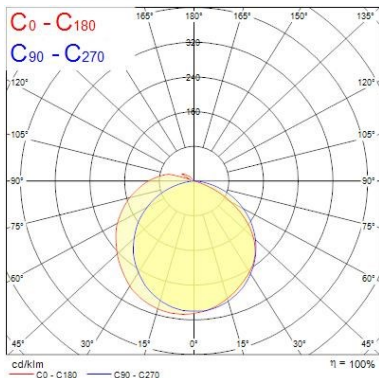
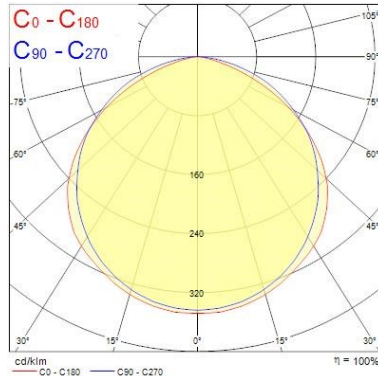
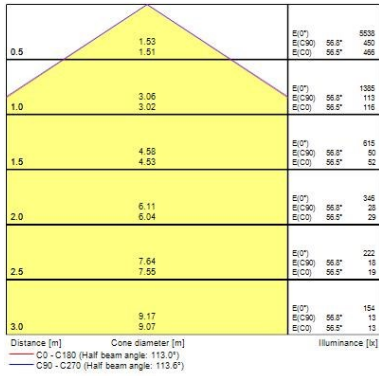
Optimal operating condition (°C)	0-25
----------------------------------	------

PHOTOMETRY

SylBatten LED

SYLBATTEN LED 1505MM 4000LM 6000K EB (TP3)

0045186



TECHNICAL DRAWINGS

