

Beacon LED XL Muse

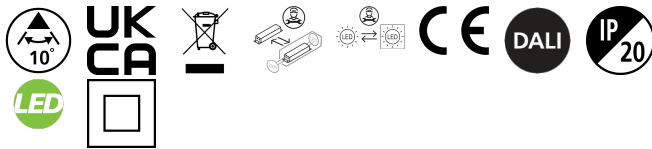
BEACON XL MUSE 4K DALI L3 WHT

2059325



Product features

- 2059325 BEACON XL MUSE 4K DALI L3 WHT Integrated LED spotlight, white RAL 9016, unique soft-touch ring, adjustable beam angle from a 10° spot to a 70° flood, compact and minimalist design, ideal for museum, gallery and high-end retail applications, die-cast aluminium body, passive cooling heatsink, beam angle: 10° spot to 70° flood, optics: aspheric glass lens, colour temperature: 4000K neutral white, total system power: 41W, total fixture output: 2884lm, luminaire efficacy: 70lm/W, LOR: 100%, super high colour rendering: Ra 97 typical, R9 value at 90, LED Chromacity: 3 step MacAdam ellipse, IR/UV free light source without heat radiation, operating voltage: 220-240V / 50-60Hz, drive current: 1050mA, electronic driver, DALI dimmable, power factor: 0.95, electrical protection: CLASS I, DALI track adaptor, suitable for Concord Lytespan DALI track, ingress protection rating: IP20. IMPORTANT NOTE: This fixture can only be used on the Lytespan DALI or Lytebeam DALI tracks !



PRODUCT OVERVIEW

Product name	BEACON XL MUSE 4K DALI L3 WHT
Technology	LED
Housing	Aluminium
Mount	Track mounting
Environment	Internal
General application	Museums & Galleries, Retail
ETIM Class	EC001744
Warranty	5 years
Fixture luminous flux (lm)	2884
Luminaire efficacy (lm/W)	70
LOR (%)	100
Colour temperature (K)	4000
Light colour	Neutral White
CRI (Ra)	97
Colour Consistency (SDCM)	3
Beam Angle (°)	10
Photobiological Risk Group	RG0
Total power consumption (W)	41
Electrical protection	Class II
Control gear type	Electronic ballast
Minimum dimming level (%)	95
Housing colour	White
IP rating	IP20
Product EAN number	5025768593255

DATA TABLE

General data

Product name	BEACON XL MUSE 4K DALI L3 WHT
Technology	LED

Beacon LED XL Muse

BEACON XL MUSE 4K DALI L3 WHT
2059325

Housing	Aluminium
Mount	Track mounting
Environment	Internal
General application	Museums & Galleries, Retail
Performance ambient temperature Tq (°C)	25
ETIM Class	EC001744
Warranty	5 years

Optical data

Fixture luminous flux (lm)	2884
Luminaire efficacy (lm/W)	70
LOR (%)	100
Colour temperature (K)	4000
Light colour	Neutral White
CRI (Ra)	97
Colour Consistency (SDCM)	3
Adjustable chromaticity	N
Beam Angle (°)	10
Photobiological Risk Group	RG0

Electrical data

Total power consumption (W)	41
Mains voltage (V)	220-240V~
Lamp power factor	0.95
Electrical protection	Class II
Control gear type	Electronic ballast
Transformer required	No
Minimum dimming level (%)	95
Drive current (mA)	1050
Inrush Current (A)	30
Energy Efficiency Class (A->G) of contained light source	F
Max. Luminaires per 10A B Breaker	13
Max. Luminaires per 16A B Breaker	20

Lifetime data

Lifespan L70 B50	100000
Lifespan L80 B20	100000
Lifespan L90 B10	86000

Physical data

Housing colour	White
IP rating	IP20
Reflector finish	None
Nominal Product Width (mm)	165
Nominal Product Height (mm)	200
Nominal Product Diameter (mm)	115
Weight (kg)	1.7

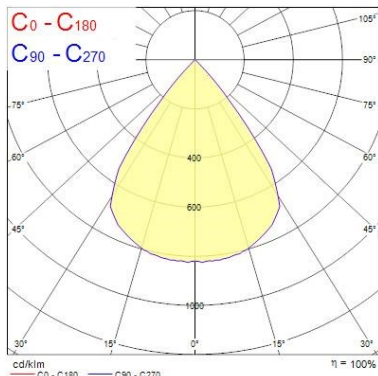
Beacon LED XL Muse

BEACON XL MUSE 4K DALI L3 WHT
2059325

Packaging

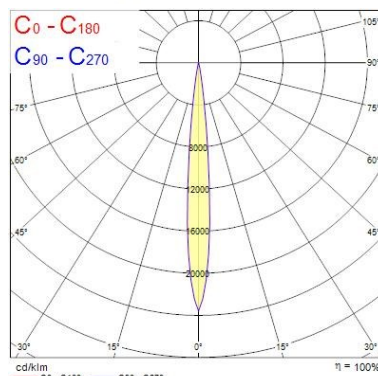
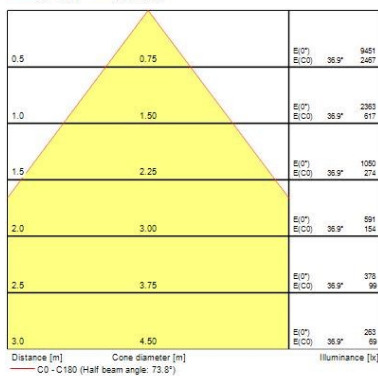
Single packaging type	Carton
Product EAN number	5025768593255
Packaging single length / height (cm)	25.0
Packaging single width (cm)	19.5
Packaging single depth (cm)	20.0
DUN14 (outer)	05025768593255
Units per outer package	1
Packaging outer length / height (cm)	25.0
Packaging outer width (cm)	19.5
Packaging outer depth (cm)	20.0

PHOTOMETRY



Distance [m]	Cone diameter [m]	E ₀ [lx]	E ₁ [lx]	E ₂ [lx]
0.5	0.00	8008	8008	8008
1.0	0.00	21272	21272	21272
1.5	0.00	9454	9454	9454
2.0	0.00	5318	5318	5318
2.5	0.00	3404	3404	3404
3.0	0.00	2364	2364	2364

Distance [m] Cone diameter [m] Illuminance [lx]
C0 - C180 (Half beam angle: 0.0°)



TECHNICAL DRAWINGS

