

Insaver LED II 150

Insaver LED II 150 Low Output WW DALI E3

3098112



Product features

- Circular LED downlight with up to 114lm/W efficacy and 2,400 luminaire lumen output. Innovative easy installation system allows for a rapid, single point installation. For 150mm cut outs. IP44 or UGR<19 compliant with additional accessories. 3 hour emergency and surface mounted versions available. Plus3 version includes Wieland GST connector.



PRODUCT OVERVIEW

Product name	Insaver LED II 150 Low Output WW DALI E3
Technology	LED
Housing	AGC (advanced graphite composite)
Mount	Ceiling recessed mounting
Environment	Internal
General application	Office
ETIM Class	EC001744
Warranty	5 years
Fixture luminous flux (lm)	1650
Luminaire efficacy (lm/W)	97
LOR (%)	100
Colour temperature (K)	3000
CRI (Ra)	80
Colour Consistency (SDCM)	3
Beam Angle (°)	76
Glare control	< 19
Photobiological Risk Group	RG1
Total power consumption (W)	17
Electrical protection	Class II
Control gear type	Electronic ballast
Dimmable	Yes
Minimum dimming level (%)	99
Housing colour	White
IP rating	IP23
IK rating	IK02
Product EAN number	8711971981121

DATA TABLE

General data

Product name	Insaver LED II 150 Low Output WW DALI E3
Technology	LED
Housing	AGC (advanced graphite composite)

Insaver LED II 150

Insaver LED II 150 Low Output WW DALI E3

3098112

Mount	Ceiling recessed mounting
Environment	Internal
General application	Office
Operating temperature range (°C)	0°C - 25°C
Performance ambient temperature Tq (°C)	25
ETIM Class	EC001744
Warranty	5 years

Optical data

Fixture luminous flux (lm)	1650
Luminaire efficacy (lm/W)	97
LOR (%)	100
Colour temperature (K)	3000
CRI (Ra)	80
Colour Consistency (SDCM)	3
Adjustable chromaticity	N
Beam Angle (°)	76
Distribution type	Symmetric
Glare control	< 19
Photobiological Risk Group	RG1
Emergency duration (h)	3

Electrical data

Total power consumption (W)	17
Mains voltage (V)	220-240V~
Electrical protection	Class II
Control gear type	Electronic ballast
Transformer required	Yes
Dimmable	Yes
Minimum dimming level (%)	99
Drive current (mA)	700
Inrush Current (A)	20
Inrush Duration (µs)	140
Glow Wire Test (°C)	850
Energy Efficiency Class (A->G) of contained light source	C
Nominal Frequency (Hz)	50/60Hz
Max. Luminaires per 10A C Breaker	40
Max. Luminaires per 13A C Breaker	56
Max. Luminaires per 16A C Breaker	64
Max. Luminaires per 20A C Breaker	80
Max. Luminaires per 10A B Breaker	21
Max. Luminaires per 13A B Breaker	28
Max. Luminaires per 16A B Breaker	35
Max. Luminaires per 20A B Breaker	44

Lifetime data

Lifespan L70 B50	100000
Lifespan L80 B20	100000

Insaver LED II 150

Insaver LED II 150 Low Output WW DALI E3

3098112

Lifespan L90 B10	60000
------------------	-------

Physical data

Housing colour	White
IP rating	IP23
IK rating	IK02
Reflector finish	High-gloss
Nominal Product Length (mm)	169
Nominal Product Width (mm)	169
Nominal Product Height (mm)	87
Cutout Dimensions (W x L in mm or Diameter in mm)	150
Weight (kg)	1.412

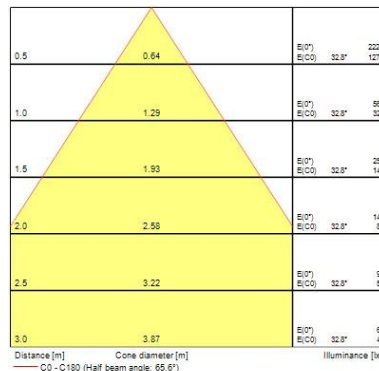
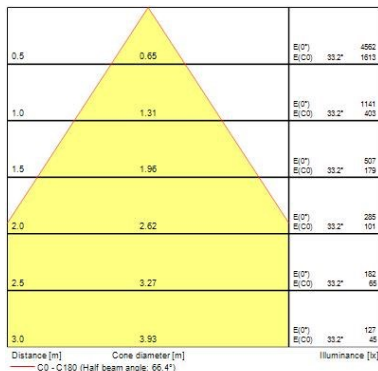
Packaging

Single packaging type	Carton
Product EAN number	8711971981121
Packaging single length / height (cm)	25.4
Packaging single width (cm)	25.4
Packaging single depth (cm)	16.1
DUN14 (outer)	08711971981121
Units per outer package	1
Packaging outer length / height (cm)	25.4
Packaging outer width (cm)	25.4
Packaging outer depth (cm)	16.1

Safety data

Optimal operating condition (°C)	0-25
----------------------------------	------

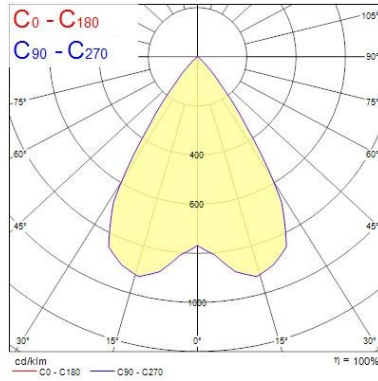
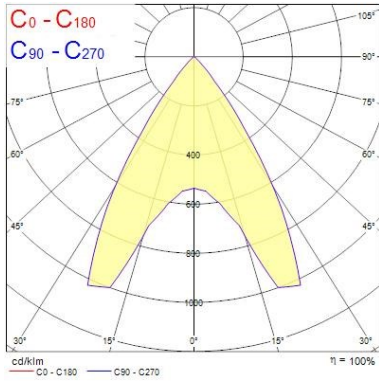
PHOTOMETRY



Insaver LED II 150

Insaver LED II 150 Low Output WW DALI E3

3098112



TECHNICAL DRAWINGS

