


Syl-Line electrical unit SYL-LINE GT3R 4K DASY WH EM 0042119



Product features

- Syl-Line LED Gear Tray, 4000K Neutral White, Non Dimming, Double Asymmetric Beam, White, 3 hour Maintained Emergency

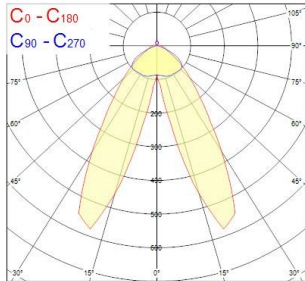


PRODUCT OVERVIEW

Product name	SYL-LINE GT3R 4K DASY WH EM
Technology	LED
Cap/Base	N/A
Housing	Aluminium
Mount	Ceiling surface mounting, Suspended
Environment	Interior
General application	Logistics & Industry, Retail
ETIM Class	EC000109
Warranty	5 years
Fixture luminous flux (lm)	6535
Luminous flux (lm)	6535
Luminaire efficacy (lm/W)	122
LOR (%)	100
Colour temperature (K)	4000
Light colour	Neutral White
CRI (Ra)	80
Photobiological Risk Group	RG0
Total power consumption (W)	54
Electrical protection	Class I
Control gear type	Electronic ballast
Dimmable	No
Housing colour	White
IP rating	IP20
IK rating	IK02
Product EAN number	5410288421193

PHOTOMETRY

Syl-Line electrical unit SYL-LINE GT3R 4K DASY WH EM 0042119

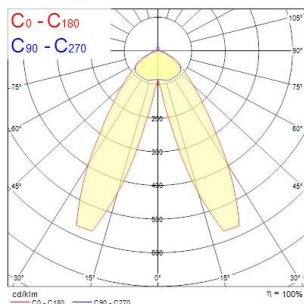


Distance [m]	Cone diameter [m]	E(0°)	E(C90)	E(C180)	Illuminance [lx]
0.5	2.23 0.72	807	88.9*	8	312
1.0	4.50 1.44	807	88.9*	8	95
1.5	6.83 2.16	807	88.9*	1	24
2.0	9.11 2.87	807	88.9*	0	13
2.5	11.39 3.58	807	88.9*	0	8
3.0	13.67 4.31	807	88.9*	0	6

Distance [m] Cone diameter [m] Illuminance [lx]
 — C0 - C180 (Half beam angle: 71.4°)
 — C90 - C270 (Half beam angle: 132.6°)

Distance [m]	Cone diameter [m]	E(0°)	E(C90)	E(C180)	Illuminance [lx]
0.5	2.11 0.69	807	84.8*	103	279
1.0	4.21 1.37	807	84.8*	26	870
1.5	6.32 2.06	807	84.8*	11	360
2.0	8.42 2.75	807	84.8*	6	145
2.5	10.53 3.44	807	84.8*	4	91
3.0	12.64 4.12	807	84.8*	3	66

Distance [m] Cone diameter [m] Illuminance [lx]
 — C0 - C180 (Half beam angle: 69.2°)
 — C90 - C270 (Half beam angle: 125.2°)



TECHNICAL DRAWINGS

