

T5 FHE Luxline Plus

35W/T5/835 FHE
0002790



Product features

- T5 FHE Luxline Plus



PRODUCT OVERVIEW

Product name	35W/T5/835 FHE
Technology	Fluorescent
Watt (Rated) (W)	35
Lamp shape	Tube, double-ended
Type	T5 FHE Luxline Plus
Cap/Base	G5
Lamp finish	Frosted/Coated
Fixture rating	Open
General application	Education, Hospitality, Logistics & Industry, Museums & Galleries, Office, Residential & Consumer, Retail
ETIM Class	EC000108
E-number FI	4944513
Luminous flux (lm)	3300
Rated lamp efficacy 100h 50Hz at 35°C (lm/W)	97
Colour temperature (K)	3500
Light colour	White
CRI (Ra)	85
Colour Variation Initial (SDCM)	SDCM5
Photobiological Risk Group	Not applicable
Wattage (W)	35.00
Product Voltage (V)	209
Dimmable	Yes
Average life (Nominal) (h)	24000
Product EAN number	5410288027906

DATA TABLE

General data

Product name	35W/T5/835 FHE
Technology	Fluorescent
Watt (Rated) (W)	35
Lamp shape	Tube, double-ended
Type	T5 FHE Luxline Plus
Cap/Base	G5
Lamp finish	Frosted/Coated

T5 FHE Luxline Plus

35W/T5/835 FHE
0002790

Fixture rating	Open
General application	Education, Hospitality, Logistics & Industry, Museums & Galleries, Office, Residential & Consumer, Retail
ETIM Class	EC000108
E-number FI	4944513

Optical data

Luminous flux (lm)	3300
Luminous flux (Rated) (lm)	3300
Luminous flux (Nominal) at 35°C (lm)	3650
Rated lamp efficacy 100h 50Hz at 35°C (lm/W)	97
Ambient temperature for maximum luminous flux (°C)	35
Colour temperature (K)	3500
Light colour	White
Colour Code	835
CRI (Ra)	85
Colour Variation Initial (SDCM)	SDCM5
Adjustable chromaticity	N
Photobiological Risk Group	Not applicable
Rated lumen maint. factor (%) at 2000 h 50Hz	0.97
Rated lumen maint. factor (%) at 4000 h 50Hz	0.95
Rated lumen maint. factor (%) at 6000 h 50Hz	0.93
Rated lumen maint. factor (%) at 8000 h 50Hz	0.92
Rated lumen maint. factor (%) at 12000 h 50Hz	0.91
Rated lumen maint. factor (%) at 16000 h 50Hz	0.90
Rated lumen maint. factor (%) at 20000 h 50Hz	0.88

Electrical data

Wattage (W)	35.00
Watt (Rated) - High frequency (W)	34.00
Current (A)	0.170
Product Voltage (V)	209
Control gear required	Yes
Transformer required	No
Dimmable	Yes
Drive current (mA)	170
Lamp Energy Label (class)	F
kWh per 1000 hours burning time	38

Lifetime data

Average life (Nominal) (h)	24000
Average life (Rated) (h)	24000

T5 FHE Luxline Plus

35W/T5/835 FHE
0002790

Rated survival factor (%) at 2000 h 50Hz	0.99
Rated survival factor (%) at 4000 h 50Hz	0.98
Rated survival factor (%) at 6000 h 50Hz	0.96
Rated survival factor (%) at 8000 h 50Hz	0.94
Rated survival factor (%) at 12000 h 50Hz	0.93
Rated survival factor (%) at 16000 h 50Hz	0.90
Rated survival factor (%) at 20000 h 50Hz	0.84

Physical data

Nominal Product Length (mm)	1450.0
Nominal Product Diameter (mm)	16
Max. Length base to base (mm) - A	1449.0
Length base to pin Min-Max (mm) - B	1453.7-1456.1
Max. Lamp Length (mm) - C/L	1463.2
Max. Lamp Diameter (mm) - D	17.0
Weight (kg)	0.109

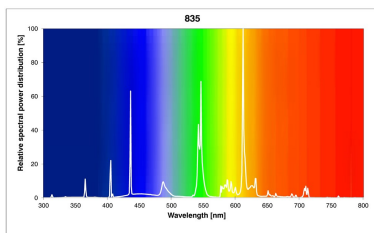
Packaging

Single packaging type	Carton
Product EAN number	5410288027906
Packaging single length / height (cm)	146.4
Packaging single width (cm)	1.9
Packaging single depth (cm)	1.9
DUN14 (outer)	15410288027903
Units per outer package	25
Packaging outer length / height (cm)	148.0
Packaging outer width (cm)	10.5
Packaging outer depth (cm)	10.5

Safety data

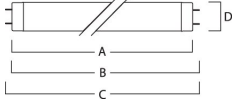
Lamp mercury content (mg)	2.30
Breakage cleaning instructions	Applicable
Recommendation for disposal at end of life	Applicable
Special purpose lamp	No
Suitable for household illumination	Yes

PHOTOMETRY

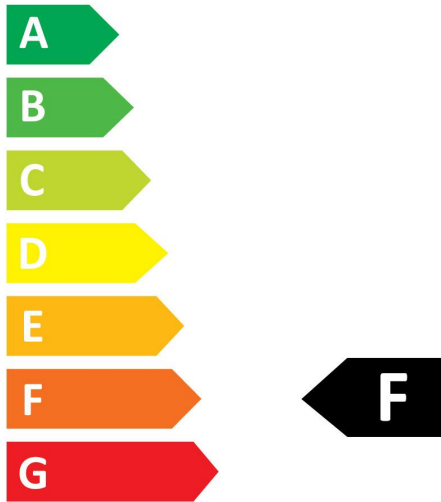


T5 FHE Luxline Plus
35W/T5/835 FHE
0002790

TECHNICAL DRAWINGS



0002790



35
kWh/1000h



2019/2015

SYLVANIA

T5 FHE Luxline Plus
35W/T5/835 FHE
0002790



0002790



35
kWh/1000h



2019/2015