

T5 FHE Luxline Plus

14W/T5/840 FHE
0002761

Product features

- T5 FHE Luxline Plus



PRODUCT OVERVIEW

| | |
|--|---|
| Product name | 14W/T5/840 FHE |
| Technology | Fluorescent |
| Watt (Rated) (W) | 14 |
| Lamp shape | Tube, double-ended |
| Type | T5 FHE Luxline Plus |
| Cap/Base | G5 |
| Lamp finish | Frosted/Coated |
| Fixture rating | Open |
| General application | Education, Hospitality, Logistics & Industry, Museums & Galleries, Office, Residential & Consumer, Retail |
| ETIM Class | EC000108 |
| E-number FI | 4944204 |
| E-number SE | 8356504 |
| E-number Norway | 3800901 |
| Luminous flux (lm) | 1200 |
| Rated lamp efficacy 100h 50Hz at 35°C (lm/W) | 87 |
| Colour temperature (K) | 4000 |
| Light colour | Cool White |
| CRI (Ra) | 85 |
| Colour Variation Initial (SDCM) | SDCM5 |
| Photobiological Risk Group | Not applicable |
| Wattage (W) | 14.00 |
| Product Voltage (V) | 82 |
| Dimmable | Yes |
| Average life (Nominal) (h) | 24000 |
| Product EAN number | 5410288027616 |

DATA TABLE

General data

| | |
|------------------|----------------|
| Product name | 14W/T5/840 FHE |
| Technology | Fluorescent |
| Watt (Rated) (W) | 14 |

T5 FHE Luxline Plus

14W/T5/840 FHE
0002761

| | |
|---------------------|---|
| Lamp shape | Tube, double-ended |
| Type | T5 FHE Luxline Plus |
| Cap/Base | G5 |
| Lamp finish | Frosted/Coated |
| Fixture rating | Open |
| General application | Education, Hospitality, Logistics & Industry, Museums & Galleries, Office, Residential & Consumer, Retail |
| ETIM Class | EC000108 |
| E-number FI | 4944204 |
| E-number SE | 8356504 |
| E-number Norway | 3800901 |

Optical data

| | |
|--|----------------|
| Luminous flux (lm) | 1200 |
| Luminous flux (Rated) (lm) | 1200 |
| Luminous flux (Nominal) at 35°C (lm) | 1350 |
| Rated lamp efficacy 100h 50Hz at 35°C (lm/W) | 87 |
| Ambient temperature for maximum luminous flux (°C) | 35 |
| Colour temperature (K) | 4000 |
| Light colour | Cool White |
| Colour Code | 840 |
| CRI (Ra) | 85 |
| Colour Variation Initial (SDCM) | SDCM5 |
| Adjustable chromaticity | N |
| Photobiological Risk Group | Not applicable |
| Rated lumen maint. factor (%) at 2000 h 50Hz | 0.97 |
| Rated lumen maint. factor (%) at 4000 h 50Hz | 0.95 |
| Rated lumen maint. factor (%) at 6000 h 50Hz | 0.93 |
| Rated lumen maint. factor (%) at 8000 h 50Hz | 0.92 |
| Rated lumen maint. factor (%) at 12000 h 50Hz | 0.91 |
| Rated lumen maint. factor (%) at 16000 h 50Hz | 0.90 |
| Rated lumen maint. factor (%) at 20000 h 50Hz | 0.88 |

Electrical data

| | |
|-----------------------------------|-----------|
| Wattage (W) | 14.00 |
| Watt (Rated) - High frequency (W) | 13.80 |
| Current (A) | 0.170 |
| Mains voltage (V) | 220-240V~ |
| Product Voltage (V) | 82 |
| Control gear required | Yes |
| Transformer required | No |
| Dimmable | Yes |
| Drive current (mA) | 170 |

T5 FHE Luxline Plus

14W/T5/840 FHE
0002761

| | |
|---------------------------------|----|
| Lamp Energy Label (class) | F |
| kWh per 1000 hours burning time | 16 |

Lifetime data

| | |
|---|-------|
| Average life (Nominal) (h) | 24000 |
| Average life (Rated) (h) | 24000 |
| Rated survival factor (%) at 2000 h 50Hz | 0.99 |
| Rated survival factor (%) at 4000 h 50Hz | 0.98 |
| Rated survival factor (%) at 6000 h 50Hz | 0.96 |
| Rated survival factor (%) at 8000 h 50Hz | 0.94 |
| Rated survival factor (%) at 12000 h 50Hz | 0.93 |
| Rated survival factor (%) at 16000 h 50Hz | 0.90 |
| Rated survival factor (%) at 20000 h 50Hz | 0.84 |

Physical data

| | |
|-------------------------------------|-------------|
| Nominal Product Length (mm) | 550.0 |
| Nominal Product Diameter (mm) | 16 |
| Max. Length base to base (mm) - A | 549.0 |
| Length base to pin Min-Max (mm) - B | 553.7-556.1 |
| Max. Lamp Length (mm) - C/L | 563.2 |
| Max. Lamp Diameter (mm) - D | 17.0 |
| Weight (kg) | 0.043 |

Packaging

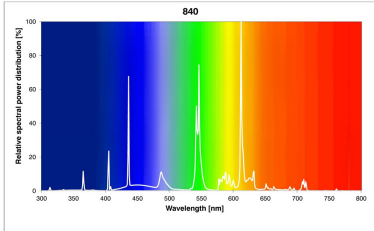
| | |
|---------------------------------------|----------------|
| Single packaging type | Carton |
| Product EAN number | 5410288027616 |
| Packaging single length / height (cm) | 56.4 |
| Packaging single width (cm) | 1.9 |
| Packaging single depth (cm) | 1.9 |
| DUN14 (outer) | 15410288027613 |
| Units per outer package | 25 |
| Packaging outer length / height (cm) | 57.8 |
| Packaging outer width (cm) | 10.5 |
| Packaging outer depth (cm) | 10.5 |

Safety data

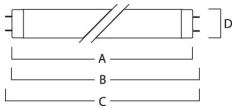
| | |
|--|------------|
| Lamp mercury content (mg) | 2.30 |
| Breakage cleaning instructions | Applicable |
| Recommendation for disposal at end of life | Applicable |
| Special purpose lamp | No |
| Suitable for household illumination | Yes |

PHOTOMETRY

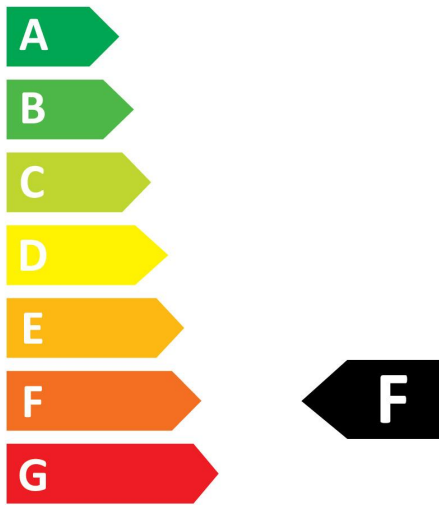
T5 FHE Luxline Plus
14W/T5/840 FHE
0002761



TECHNICAL DRAWINGS



0002761



14
kWh/1000h



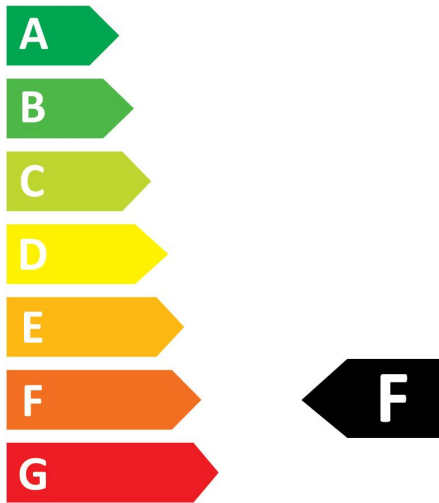
2019/2015

SYLVANIA

T5 FHE Luxline Plus
14W/T5/840 FHE
0002761



0002761



14
kWh/1000h



2019/2015