

Start Highbay DALI


START Highbay IP65 DALI 13000lm 840 WB

0039365



Product features

- START Highbay, includes 1 m cables, black aluminium housing, 11,700 Lm, 90 W, 130 Lm/W, 6500 K, drive current: 2000 mA, CRI 80, 90° beam angle, DALI dimmable, IP65, IK08, 54,000 hrs (L80/B50), (D x H) 270 x 175 mm, 1 m mains cable, 1 m control cable, 1.2 m chain length including hooks



PRODUCT OVERVIEW

Product name	START Highbay IP65 DALI 13000lm 840 WB
Technology	LED
Housing	Aluminium
Mount	Suspended
General application	Logistics & Industry
ETIM Class	EC001716
E-number FI	4306998
E-number SE	7214425
Warranty	5 years
Fixture luminous flux (lm)	11700
Luminaire efficacy (lm/W)	130
Colour temperature (K)	4000
Light colour	Neutral White
CRI (Ra)	80
Colour Variation Initial (SDCM)	SDCM6
Beam Angle (°)	90
Glare control	< 25
Photobiological Risk Group	RG1
Total power consumption (W)	90
Electrical protection	Class I
Control gear type	Electronic ballast
Dimmable	Yes
LED Flickering Rate	Ultra low (5% or less)
Housing colour	Black
IP rating	IP65
IK rating	IK08
Product EAN number	5410288393650

DATA TABLE

General data

Product name	START Highbay IP65 DALI 13000lm 840 WB
--------------	--

Start Highbay DALI

START Highbay IP65 DALI 13000lm 840 WB

0039365

Technology	LED
Housing	Aluminium
Mount	Suspended
General application	Logistics & Industry
Operating temperature range (°C)	-30°C - 50°C
Performance ambient temperature Tq (°C)	25
ETIM Class	EC001716
E-number FI	4306998
E-number SE	7214425
Warranty	5 years

Optical data

Fixture luminous flux (lm)	11700
Luminaire efficacy (lm/W)	130
Colour temperature (K)	4000
Light colour	Neutral White
CRI (Ra)	80
Colour Variation Initial (SDCM)	SDCM6
Beam Angle (°)	90
Glare control	< 25
Photobiological Risk Group	RG1

Electrical data

Total power consumption (W)	90
Mains voltage (V)	220-240V~
Lamp power factor	0.95
THD (at 230 V, 50 Hz, full load, at 100% dimming level) xx.x %	10
Electrical protection	Class I
Control gear type	Electronic ballast
Dimmable	Yes
Drive current (mA)	2000
Inrush Current (A)	60
Inrush Duration (µs)	550
Glow Wire Test (°C)	650
Nominal Frequency (Hz)	50/60Hz
LED Flickering Rate	Ultra low (5% or less)
Max. Luminaires per 10A C Breaker	5
Max. Luminaires per 13A C Breaker	6
Max. Luminaires per 16A C Breaker	8
Max. Luminaires per 20A C Breaker	10

Lifetime data

Lifespan L70 B50	54000
Lifespan L80 B50	54000
Lifespan L90 B50	54000
Lifespan L90 B10	50000

Start Highbay DALI

START Highbay IP65 DALI 13000lm 840 WB
0039365

Physical data

Housing colour	Black
IP rating	IP65
IK rating	IK08
Diffuser finish	Transparent
Diffuser material	PC Polycarbonate
Nominal Product Length (mm)	270
Nominal Product Width (mm)	270
Nominal Product Height (mm)	175
Nominal Product Diameter (mm)	270
Weight (kg)	3.0

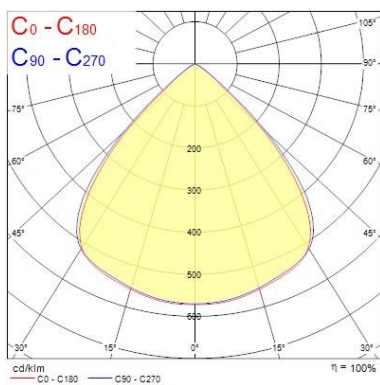
Packaging

Single packaging type	Carton
Product EAN number	5410288393650
Packaging single length / height (cm)	33.0
Packaging single width (cm)	33.0
Packaging single depth (cm)	16.7
DUN14 (outer)	05410288393650
Units per outer package	1
Packaging outer length / height (cm)	33.0
Packaging outer width (cm)	33.0
Packaging outer depth (cm)	16.7

Safety data

Optimal operating condition (°C)	-30-50
----------------------------------	--------

PHOTOMETRY

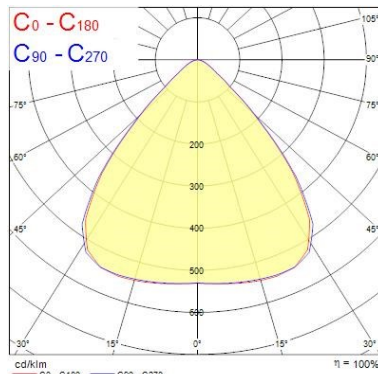
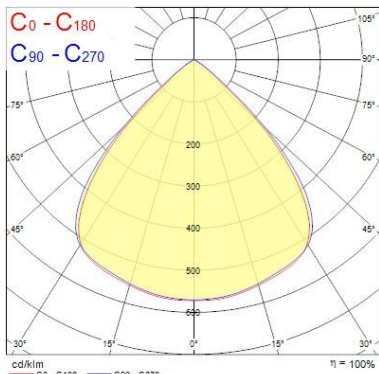
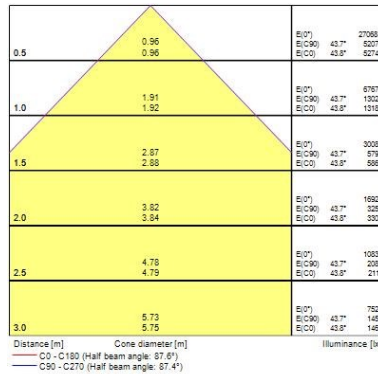
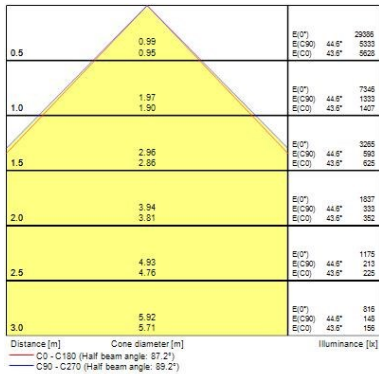
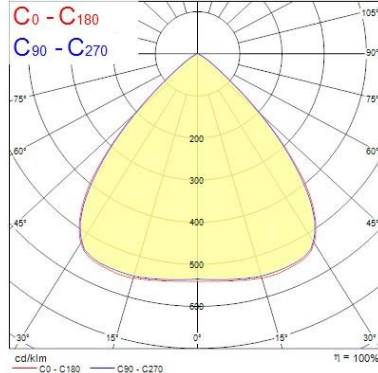
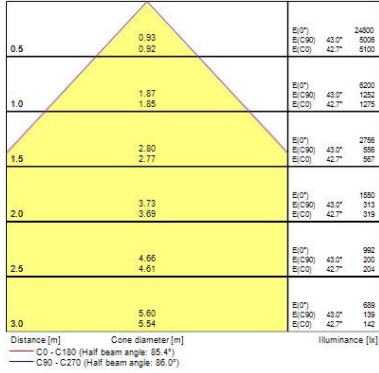


Distance [m]	Cone diameter [m]	E [0°]	E [C90]	E [C0]
0.5	0.99	2938	5333	8628
1.0	1.97	7346	1333	1407
1.5	2.96	3265	590	652
2.0	3.94	1827	333	352
2.5	4.93	1175	213	232
3.0	5.92	815	148	166

Distance [m] Cone diameter [m] Illuminance [lx]

— C0 - C180 (Half beam angle: 87.2°)
— C90 - C270 (Half beam angle: 89.2°)

Start Highbay DALI *START Highbay IP65 DALI 13000lm 840 WB* 0039365



TECHNICAL DRAWINGS

