

SHP-TS Super

SHP-TS 600W E40 SLV
0020805



Product features

- A range of tubular High Pressure Sodium lamps with exceptional starting reliability throughout lamp life and superior system efficiency.



PRODUCT OVERVIEW

Product name	SHP-TS 600W E40 SLV
Technology	HID
Watt (Rated) (W)	600
Type	SHP-TS
Cap/Base	E40
Lamp finish	Clear
Fixture rating	Open
General application	Logistics & Industry
ETIM Class	EC000821
E-number FI	4845524
E-number Norway	3800743
Luminous flux (lm)	90000
Colour temperature (K)	2050
CRI (Ra)	20
Colour Variation Initial (SDCM)	N/A
Photobiological Risk Group	Not applicable
Wattage (W)	600
Product Voltage (V)	110
Dimmable	No
Average life (Nominal) (h)	32000
Product EAN number	5410288208053

DATA TABLE

General data

Product name	SHP-TS 600W E40 SLV
Technology	HID
Watt (Rated) (W)	600
Type	SHP-TS
Cap/Base	E40
Lamp finish	Clear
Fixture rating	Open
General application	Logistics & Industry
ETIM Class	EC000821
E-number FI	4845524

SHP-TS Super SHP-TS 600W E40 SLV 0020805

E-number Norway	3800743
-----------------	---------

Optical data

Luminous flux (lm)	90000
Luminous flux (Rated) (lm)	90000
Ambient temperature for maximum luminous flux (°C)	25
Colour temperature (K)	2050
CRI (Ra)	20
Colour Variation Initial (SDCM)	N/A
Adjustable chromaticity	N
Photobiological Risk Group	Not applicable
Rated lumen maint. factor (%) at 4000 h 50Hz	96
Rated lumen maint. factor (%) at 6000 h 50Hz	94
Rated lumen maint. factor (%) at 8000 h 50Hz	93
Rated lumen maint. factor (%) at 12000 h 50Hz	91
Rated lumen maint. factor (%) at 16000 h 50Hz	90
Rated lumen maint. factor (%) at 20000 h 50Hz	89

Electrical data

Wattage (W)	600
Current (A)	0.006
Product Voltage (V)	110
Control gear required	Yes
Transformer required	No
Dimmable	No
Lamp Energy Label (class)	D
kWh per 1000 hours burning time	660

Lifetime data

Average life (Nominal) (h)	32000
Average life (Rated) (h)	32000
Life T90	16000
Rated survival factor (%) at 2000 h 50Hz	100
Rated survival factor (%) at 4000 h 50Hz	100
Rated survival factor (%) at 6000 h 50Hz	99
Rated survival factor (%) at 8000 h 50Hz	99
Rated survival factor (%) at 12000 h 50Hz	96
Rated survival factor (%) at 16000 h 50Hz	90
Rated survival factor (%) at 20000 h 50Hz	81

SHP-TS Super SHP-TS 600W E40 SLV 0020805

Physical data

Nominal Product Length (mm)	280
Nominal Product Diameter (mm)	46
Max. Lamp Diameter (mm) - D	48
Weight (kg)	0.178

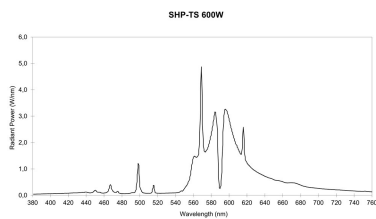
Packaging

Single packaging type	Carton
Product EAN number	5410288208053
Packaging single length / height (cm)	30.5
Packaging single width (cm)	5.0
Packaging single depth (cm)	5.0
DUN14 (outer)	15410288208050
Units per outer package	12
Packaging outer length / height (cm)	28.0
Packaging outer width (cm)	23.0
Packaging outer depth (cm)	33.0

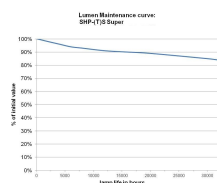
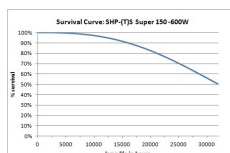
Safety data

Lamp mercury content (mg)	32.4
Breakage cleaning instructions	Applicable
Recommendation for disposal at end of life	Applicable
Special purpose lamp	No
Suitable for household illumination	No

PHOTOMETRY



TECHNICAL DRAWINGS



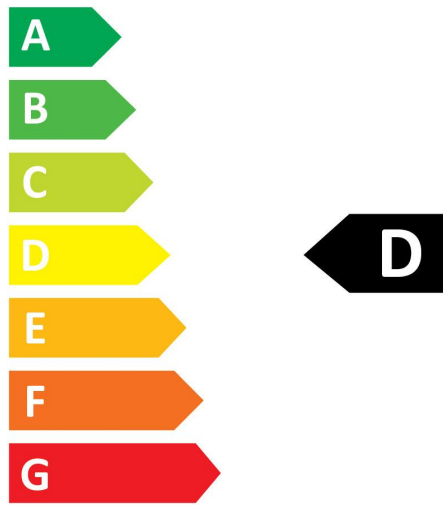
SYLVANIA

SHP-TS Super
SHP-TS 600W E40 SLV
0020805



SYLVANIA

0020805



600
kWh/1000h



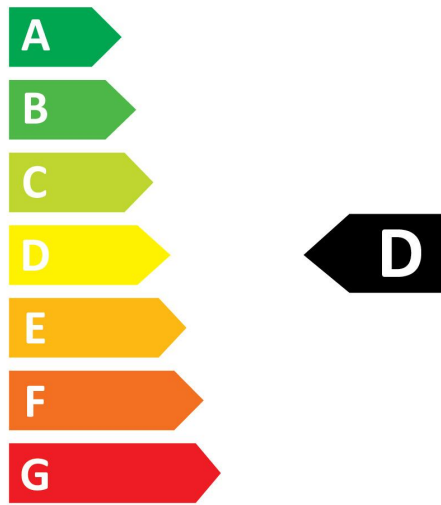
2019/2015

SYLVANIA

SHP-TS Super
SHP-TS 600W E40 SLV
0020805



0020805



600
kWh/1000h



2019/2015