

BRA Muse - Leading & Trailing Edge 3000K

BRA MUSE 26W
2053623



PRODUCT OVERVIEW

Product name	BRA MUSE 26W
Technology	LED
Mount	Ceiling recessed mounting
Environment	Interior
General application	Hospitality, Museums & Galleries, Retail
ETIM Class	EC001744
Colour temperature (K)	3000
Beam Angle (°)	12
Electrical protection	Class I
Control gear mounting	Remote
Housing colour	Black
IP rating	IP20
Product EAN number	5025768536238

DATA TABLE

General data

Product name	BRA MUSE 26W
Technology	LED
Mount	Ceiling recessed mounting
Environment	Interior
General application	Hospitality, Museums & Galleries, Retail
ETIM Class	EC001744

Optical data

Colour temperature (K)	3000
Correlated colour temperature range (K)	3000 - 3000
Adjustable chromaticity	N
Beam Angle (°)	12
Distribution type	Adjustable

Electrical data

Mains voltage (V)	230V~
-------------------	-------

BRA Muse - Leading & Trailing Edge 3000K

BRA MUSE 26W
2053623

Electrical protection	Class I
Control gear mounting	Remote
Transformer required	Yes

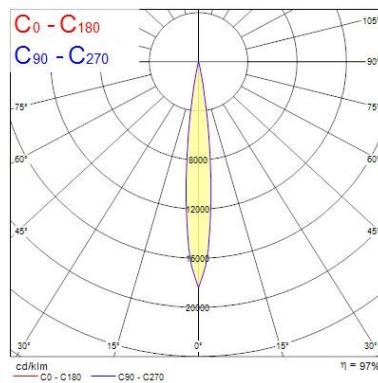
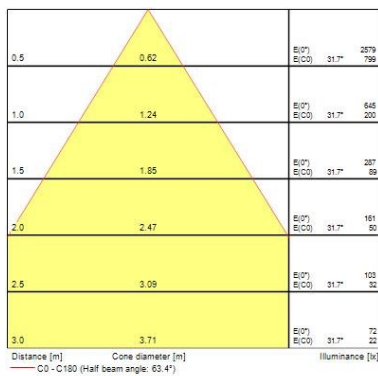
Physical data

Housing colour	Black
IP rating	IP20
Diffuser finish	Transparent
Cutout Dimensions (W x L in mm or Diameter in mm)	160
Max. Lamp Diameter (mm) - D	174
Weight (kg)	1.2
Recessed Depth (mm)	165

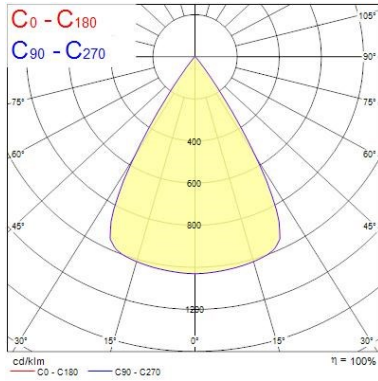
Packaging

Single packaging type	Carton
Product EAN number	5025768536238
Packaging single length / height (cm)	25.0
Packaging single width (cm)	20.0
Packaging single depth (cm)	25.0
Units per outer package	1
Packaging outer length / height (cm)	25.0
Packaging outer width (cm)	20.0
Packaging outer depth (cm)	25.0

PHOTOMETRY



BRA Muse - Leading & Trailing Edge 3000K BRA MUSE 26W 2053623



0.5	0.11	E(0°) E(C0)	6.2°	19087 9778
1.0	0.22	E(0°) E(C0)	6.2°	4972 2444
1.5	0.33	E(0°) E(C0)	6.2°	2210 1088
2.0	0.43	E(0°) E(C0)	6.2°	1243 611
2.5	0.54	E(0°) E(C0)	6.2°	796 391
3.0	0.65	E(0°) E(C0)	6.2°	552 272

Distance [m] Cone diameter [m] Illuminance [lx]
 C0 - C180 (Half beam angle: 12.4°)

TECHNICAL DRAWINGS

