

Sylproof Tubular LED - Emergency 3 Hour

Sylproof Tubular LED 2X1500 EB NW E3
0047597



Product features

- Aesthetically attractive and highly efficient LED tubular luminaire, opaque acrylic diffuser, stainless steel end caps and mounting brackets, rapid connector, as Sylvania Sylproof Tubular LED

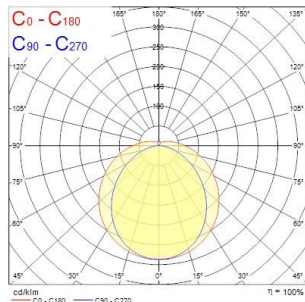
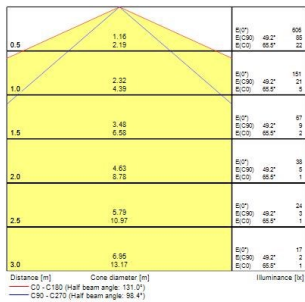
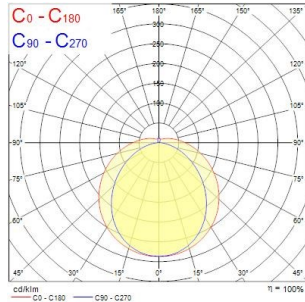
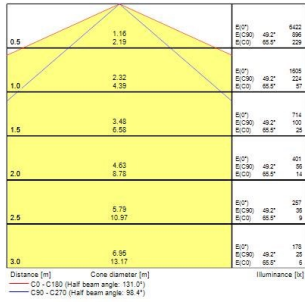


PRODUCT OVERVIEW

Product name	Sylproof Tubular LED 2X1500 EB NW E3
Technology	LED
Cap/Base	N/A
Housing	Acrylic PMMA
Mount	Ceiling surface mounting
Environment	Interior
General application	Logistics & Industry
ETIM Class	EC000109
Warranty	5 years
Fixture luminous flux (lm)	5821
Luminous flux (lm)	5821
Luminaire efficacy (lm/W)	120.02
LOR (%)	100
Colour temperature (K)	4000
Light colour	Neutral White
CRI (Ra)	80
Colour Consistency (SDCM)	3
Photobiological Risk Group	RG0
Total power consumption (W)	49
Electrical protection	Class I
Control gear type	Electronic ballast
Dimmable	No
Housing colour	Transparent
IP rating	IP66
IK rating	IK06
Product EAN number	5410288475974

PHOTOMETRY

Sylproof Tubular LED - Emergency 3 Hour Sylproof Tubular LED 2X1500 EB NW E3 0047597



TECHNICAL DRAWINGS

