

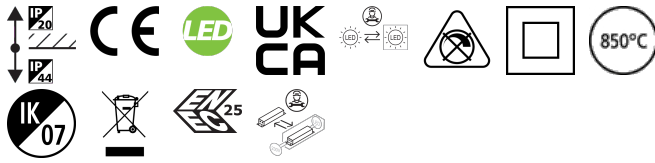
## START DOWNLIGHT IP44 225

START Downlight 225 IP44 2275lm 830  
0030330



### Product features

- Ceiling recessed LED downlight IP44 (from the front), perfect where limited ceiling void is available with only 65mm product depth and 225mm cutout. Ideal replacement for 2x26W CFL downlights. The polycarbonate diffuser allows for a wider light distribution and increased spacings between luminaires. Loop in loop out connector allows for quick installation. Die-cast aluminium body, 2275LM, 24W, 95lm/W, 3000K, Driver Current: 630mA, CRI80, 74° beam angle, Non-dimmable LED driver, IP44 from the front, IK07, (HxW) 65x225mm, Class 2, 220-240V



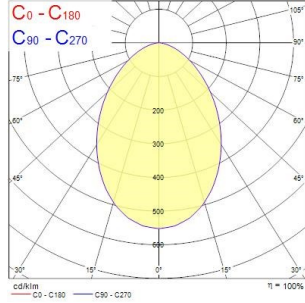
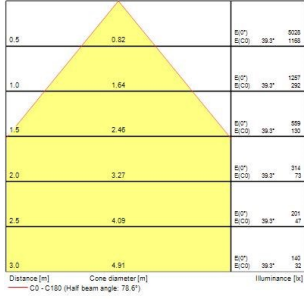
### PRODUCT OVERVIEW

Product name	START Downlight 225 IP44 2275lm 830
Technology	LED
Housing	Aluminium
Mount	Ceiling recessed mounting
General application	Hospitality, Logistics & Industry, Office
ETIM Class	EC001744
E-number FI	4278155
Warranty	5 years
Fixture luminous flux (lm)	2275
Luminaire efficacy (lm/W)	95
LOR (%)	100
Colour temperature (K)	3000
CRI (Ra)	80
Colour Variation Initial (SDCM)	SDCM5
Beam Angle (°)	74
Glare control	< 25
Photobiological Risk Group	RG0
Total power consumption (W)	24
Electrical protection	Class II
Control gear type	LED driver constant current
Dimmable	No
LED Flickering Rate	Ultra low (5% or less)
Housing colour	RAL 9003 - Signal white
IP rating	IP44/20
IK rating	IK07
Product EAN number	5410288303307

### PHOTOMETRY

## START DOWNLIGHT IP44 225

*START Downlight 225 IP44 2275lm 830*  
0030330



## TECHNICAL DRAWINGS

