

SHP-TS Super SHP-TS 250W E40 SLV 0020713



Product features

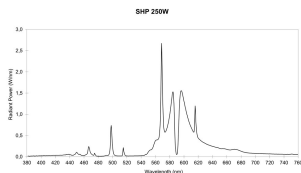
- A range of tubular High Pressure Sodium lamps with exceptional starting reliability throughout lamp life and superior system efficiency



PRODUCT OVERVIEW

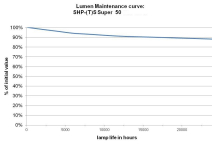
Product name	SHP-TS 250W E40 SLV
Technology	HID
Watt (Rated) (W)	255
Type	SHP-TS
Cap/Base	E40
Lamp finish	Clear
Fixture rating	Open
General application	Logistics & Industry
ETIM Class	EC000821
E-number FI	4845512
E-number SE	8358015
E-number Norway	3825259
Luminous flux (lm)	33400
Colour temperature (K)	2050
CRI (Ra)	20
Colour Variation Initial (SDCM)	N/A
Photobiological Risk Group	Not applicable
Wattage (W)	255
Product Voltage (V)	100
Dimmable	No
Average life (Nominal) (h)	32000
Product EAN number	5410288207131

PHOTOMETRY

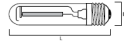


TECHNICAL DRAWINGS

SHP-TS Super SHP-TS 250W E40 SLV 0020713



SHP-TS



SHP-TS	35W	50W	70W	100W	150W	250W	400W
L	156	156	211	211	260	292	
D	39	39	48	48	48	48	

