

Beacon Muse 26W

Beacon Muse 26W 3K Trailing Edge L1 Black
2052845



Product features

- Integrated LED spotlight, black RAL 9005, unique helix mechanism for adjusting beam angle from a 10° spot to a 65° flood, compact and minimalist design, ideal for museum, gallery and high-end retail applications, die-cast aluminium body, passive cooling heatsink, beam angle: 10° spot to 65° flood, optics: diffuse lens, colour temperature: 3000K warm white, total system power: 29W, total fixture output: 837lm, LOR: 100%, colour rendering: Ra 97 typical, LED Chromacity: 3 step MacAdam ellipse, lifetime: 50,000 hours at 70% of the original output (L70), energy class: A++, A+, A, IR/UV free light source without heat radiation, operating voltage: 220-240V / 50-60Hz, electronic driver, trailing edge dimmable, electrical protection: CLASS I, single circuit track adaptor, suitable for Concord Lytespan 1 track, ingress protection rating: IP20, suitable for internal environment only, horizontal rotation: 355°, vertical tilt: 90°, lockable positioning using Allen key, dimensions: Ø79x167x85mm, weight: 1.2kg.



PRODUCT OVERVIEW

Product name	Beacon Muse 26W 3K Trailing Edge L1 Black
Technology	LED
Housing	Aluminium
Mount	Track mounting
Environment	Interior
General application	Museums & Galleries
ETIM Class	EC001744
E-number FI	4274530
Warranty	5 years
Fixture luminous flux (lm)	837
LOR (%)	100
Colour temperature (K)	3000
Colour Consistency (SDCM)	3
Beam Angle (°)	10
Total power consumption (W)	26
Electrical protection	Class I
Control gear type	Electronic ballast
Control gear mounting	Integrated
Housing colour	Black
IP rating	IP20
IK rating	IK02
Product EAN number	5025768528455

DATA TABLE

General data

Product name	Beacon Muse 26W 3K Trailing Edge L1 Black
Technology	LED
Housing	Aluminium
Mount	Track mounting
Environment	Interior
General application	Museums & Galleries

Beacon Muse 26W

Beacon Muse 26W 3K Trailing Edge L1 Black
2052845

ETIM Class	EC001744
E-number FI	4274530
Warranty	5 years

Optical data

Fixture luminous flux (lm)	837
LOR (%)	100
Colour temperature (K)	3000
Correlated colour temperature range (K)	3000 - 3000
Colour Consistency (SDCM)	3
Adjustable chromaticity	N
Beam Angle (°)	10
Distribution type	Direct

Electrical data

Total power consumption (W)	26
Mains voltage (V)	220-240V~
Electrical protection	Class I
Control gear type	Electronic ballast
Control gear mounting	Integrated

Physical data

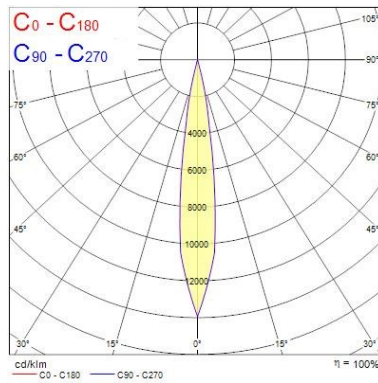
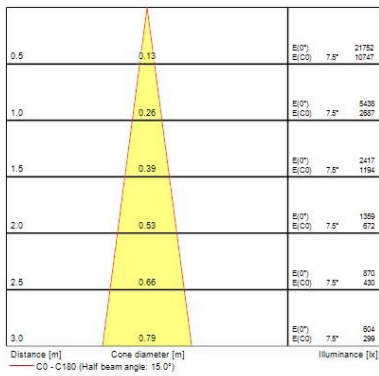
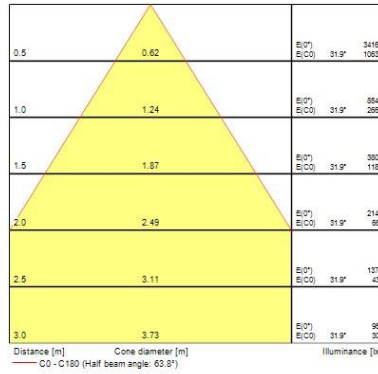
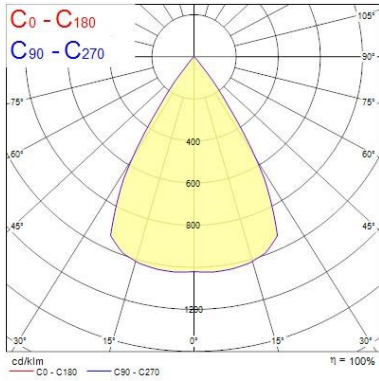
Housing colour	Black
IP rating	IP20
IK rating	IK02
Reflector finish	None
Nominal Product Height (mm)	167
Weight (kg)	1.315

Packaging

Single packaging type	Carton
Product EAN number	5025768528455
Packaging single length / height (cm)	17.5
Packaging single width (cm)	15.0
Packaging single depth (cm)	17.5
DUN14 (outer)	5025768528455
Units per outer package	1
Packaging outer length / height (cm)	17.5
Packaging outer width (cm)	15.0
Packaging outer depth (cm)	17.5

PHOTOMETRY

Beacon Muse 26W Beacon Muse 26W 3K Trailing Edge L1 Black 2052845



TECHNICAL DRAWINGS

