

SylBatten LED

SYLBATTEN LED 605MM 2000LM 3000K EB (TP3)

0045177



Product features

- LED batten, T8 replacement, ease of installation through 2 part push-in design of the housing (safety cable included), through wiring capability (TP3 = 3 core), sheet steel, 2024LM, 22W, 92lm/W, 3000K, drive current: 350mA, CRI 80, 138° wide beam angle, electronic driver (non dimmable), IP20, IK07, 50,000 hrs (L70), (LxWxH) 605x66x76mm, 5 step MacAdam ellipse, 1.8kg, white RAL 9016, Class 1, 220-240V, energy class: A++, A+, A.



PRODUCT OVERVIEW

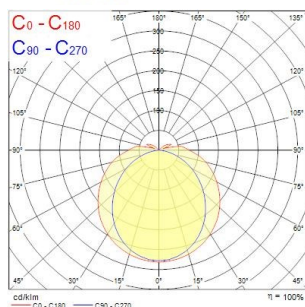
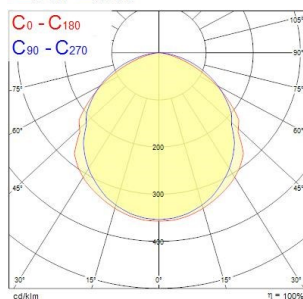
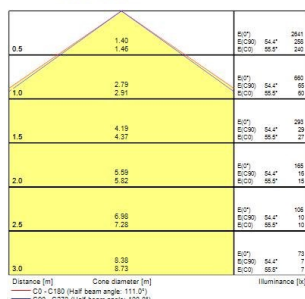
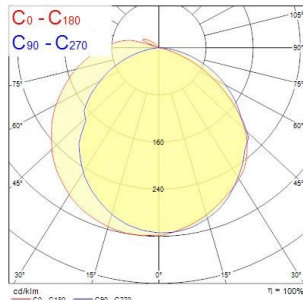
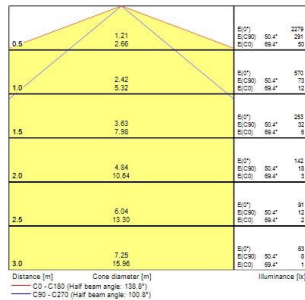
Product name	SYLBATTEN LED 605MM 2000LM 3000K EB (TP3)
Technology	LED
Housing	Steel
Mount	Ceiling surface mounting
Environment	Internal
General application	Logistics & Industry
ETIM Class	EC000109
E-number FI	4274246
E-number SE	7213416
Warranty	5 years
Fixture luminous flux (lm)	2024
Luminaire efficacy (lm/W)	92
LOR (%)	100
Colour temperature (K)	3000
Light colour	Warm White
CRI (Ra)	80
Colour Variation Initial (SDCM)	SDCM5
Colour Consistency (SDCM)	5
Beam Angle (°)	138
Glare control	< 30
Photobiological Risk Group	RG0
Total power consumption (W)	22
Electrical protection	Class I
Control gear type	Electronic ballast
Control gear mounting	Built-in
Dimmable	No
LED Flickering Rate	Medium (21% - 40%)
Housing colour	RAL 9016 - Traffic white / Bezel
IP rating	IP20
IK rating	IK07
Product EAN number	5410288451770

SylBatten LED

SYLBATTEN LED 605MM 2000LM 3000K EB (TP3)

0045177

PHOTOMETRY



TECHNICAL DRAWINGS

