

## Beacon Muse 26W

*Beacon Muse 26W 3K On-board Dim L1 White*  
2052861



### Product features

- Integrated LED spotlight, white RAL 9016, unique helix mechanism for adjusting beam angle from a 10° spot to a 65° flood, compact and minimalist design, ideal for museum, gallery and high-end retail applications, die-cast aluminium body, passive cooling heatsink, beam angle: 10° spot to 65° flood, optics: diffuse lens, colour temperature: 3000K warm white, total system power: 29W, total fixture output: 837lm, LOR: 100%, colour rendering: Ra 97 typical, LED Chromacity: 3 step MacAdam ellipse, lifetime: 50,000 hours at 70% of the original output (L70), energy class: A++, A+, A, IR/UV free light source without heat radiation, operating voltage: 220-240V / 50-60Hz, electronic driver, dimmable via on-board potentiometer, electrical protection: CLASS I, single circuit track adaptor, suitable for Concord Lytespan 1 track, ingress protection rating: IP20, suitable for internal environment only, horizontal rotation: 355°, vertical tilt: 90°, lockable positioning using Allen key, dimensions: Ø79x167x85mm, weight: 1.2k...



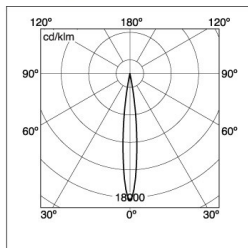
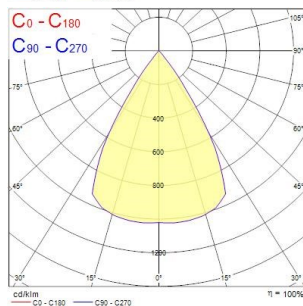
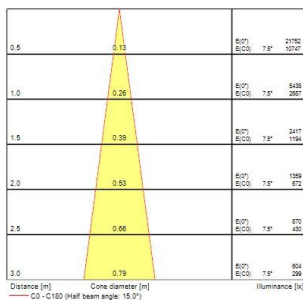
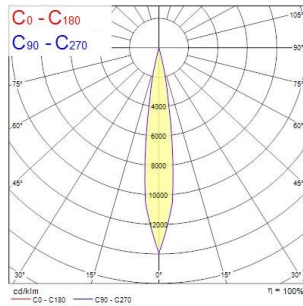
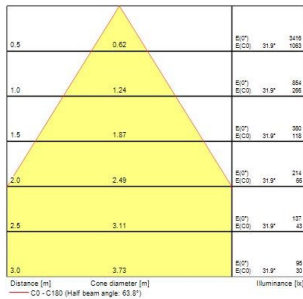
## PRODUCT OVERVIEW

Product name	Beacon Muse 26W 3K On-board Dim L1 White
Technology	LED
Housing	Aluminium
Mount	Track mounting
Environment	Interior
General application	Museums & Galleries
ETIM Class	EC001744
E-number FI	4274541
Warranty	5 years
Fixture luminous flux (lm)	837
LOR (%)	100
Colour temperature (K)	3000
Colour Consistency (SDCM)	3
Beam Angle (°)	10
Total power consumption (W)	26
Electrical protection	Class I
Control gear type	Electronic ballast
Control gear mounting	Integrated
Housing colour	White
IP rating	IP20
IK rating	IK02
Product EAN number	5025768528615

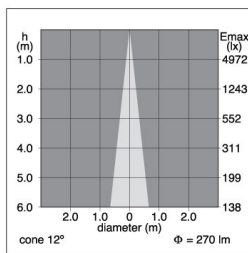
## PHOTOMETRY

## Beacon Muse 26W

Beacon Muse 26W 3K On-board Dim L1 White  
2052861



3000K



3000K

## TECHNICAL DRAWINGS

