

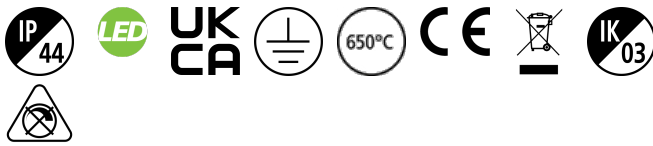
## START eco Surface IP44

START ECO SURFACE IP44 520LM 840  
0043110



### Product features

- Ceiling / wall luminaire with integrated LED. Perfect solution for hallways, circulation spaces or foyer. Even and uniform light distribution with a halo lighting effect on the wall surface. Body Size diameter 180mm. Power 6W, output 520 lumens. Supplied with LED driver (non-dimmable). IK03 PMMA diffuser. Low maintenance with 30,000 hours LED life expectancy

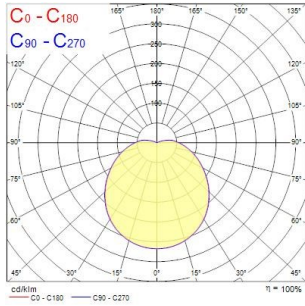


## PRODUCT OVERVIEW

Product name	START ECO SURFACE IP44 520LM 840
Technology	LED
Housing	Aluminium
Mount	Ceiling surface mounting
Environment	Indoor
General application	Residential & Consumer
ETIM Class	EC002892
E-number FI	4170558
Warranty	3 years
Fixture luminous flux (lm)	515
Luminaire efficacy (lm/W)	86
Colour temperature (K)	4000
Light colour	Neutral White
CRI (Ra)	80
Colour Variation Initial (SDCM)	SDCM6
Beam Angle (°)	120
Glare control	< 28
Photobiological Risk Group	RG0
Total power consumption (W)	6
Electrical protection	Class I
Dimmable	No
Housing colour	White
IP rating	IP44
IK rating	IK03
Product EAN number	5410288431109

## PHOTOMETRY

## START eco Surface IP44 START ECO SURFACE IP44 520LM 840 0043110

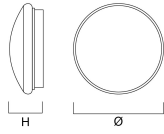


0.5	1.85 1.75	E07 E090 E100	851 33 34
1.0	3.59 3.51	E07 E090 E100	138 9 9
1.5	5.39 5.26	E07 E090 E100	61 4 4
2.0	7.19 7.01	E07 E090 E100	26 2 2
2.5	8.98 8.77	E07 E090 E100	22 1 1
3.0	10.78 10.52	E07 E090 E100	16 1 1

Distance [m]      Cone diameter [m]      Illuminance [lx]

— C0 - C180 (Half beam angle: 102.9°)  
— C90 - C270 (Half beam angle: 121.8°)

### TECHNICAL DRAWINGS



Version	Ø	H
6W	180	75
12W	250	80
17/18W	330	96
24W	360	100