

Beacon Muse 26W

Beacon Muse 26W 4K Trailing Edge SM White
2052858



Product features

- Integrated LED spotlight, white RAL 9016, unique helix mechanism for adjusting beam angle from a 10° spot to a 65° flood, compact and minimalist design, ideal for museum, gallery and high-end retail applications, die-cast aluminium body, passive cooling heatsink, beam angle: 10° spot to 65° flood, optics: diffuse lens, colour temperature: 4000K neutral white, total system power: 29W, total fixture output: 925lm, LOR: 100%, colour rendering: Ra 97 typical, LED Chromacity: 3 step MacAdam ellipse, lifetime: 50,000 hours at 70% of the original output (L70), energy class: A++, A+, A, IR/UV free light source without heat radiation, operating voltage: 220-240V / 50-60Hz, electronic driver, trailing edge dimmable, electrical protection: CLASS I, surface mounting plate, ingress protection rating: IP20, suitable for internal environment only, horizontal rotation: 355°, vertical tilt: 90°, lockable positioning using Allen key, dimensions: Ø79x167x85mm, weight: 1.2kg.



PRODUCT OVERVIEW

Product name	Beacon Muse 26W 4K Trailing Edge SM White
Technology	LED
Housing	Aluminium
Mount	Ceiling surface mounting
Environment	Interior
General application	Museums & Galleries
ETIM Class	EC001744
Fixture luminous flux (lm)	925
LOR (%)	100
Colour temperature (K)	4000
Light colour	Neutral White
CRI (Ra)	97
Colour Consistency (SDCM)	3
Beam Angle (°)	10
Total power consumption (W)	26
Electrical protection	Class I
Control gear type	Electronic ballast
Control gear mounting	Integrated
Housing colour	White
IP rating	IP20
IK rating	IK02
Product EAN number	5025768528585

DATA TABLE

General data

Product name	Beacon Muse 26W 4K Trailing Edge SM White
Technology	LED
Housing	Aluminium
Mount	Ceiling surface mounting
Environment	Interior
General application	Museums & Galleries

Beacon Muse 26W

Beacon Muse 26W 4K Trailing Edge SM White
2052858

ETIM Class	EC001744
------------	----------

Optical data

Fixture luminous flux (lm)	925
LOR (%)	100
Colour temperature (K)	4000
Light colour	Neutral White
CRI (Ra)	97
Colour Consistency (SDCM)	3
Adjustable chromaticity	N
Beam Angle (°)	10
Distribution type	Direct

Electrical data

Total power consumption (W)	26
Mains voltage (V)	220-240V~
Electrical protection	Class I
Control gear type	Electronic ballast
Control gear mounting	Integrated
Transformer required	Yes

Physical data

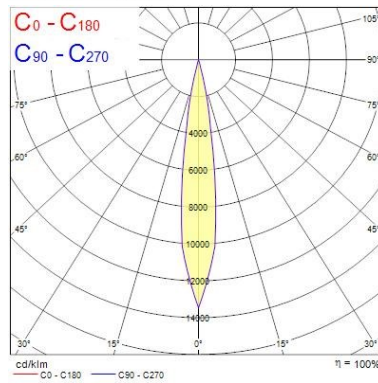
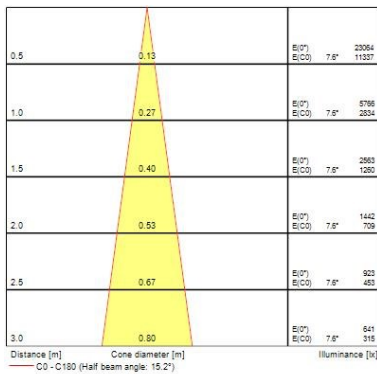
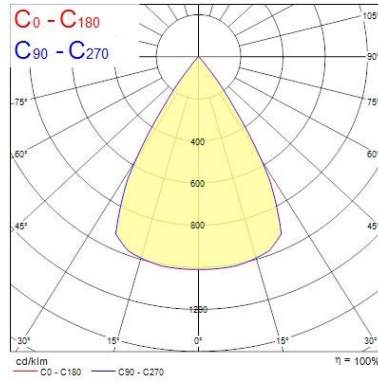
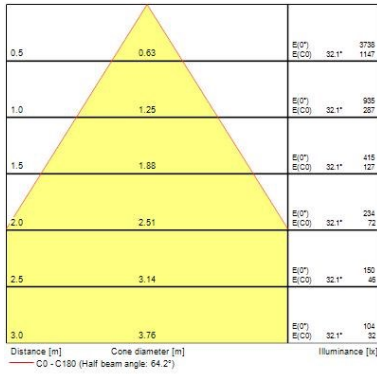
Housing colour	White
IP rating	IP20
IK rating	IK02
Reflector finish	None
Nominal Product Height (mm)	167
Max. Lamp Diameter (mm) - D	79
Weight (kg)	1.315

Packaging

Single packaging type	Carton
Product EAN number	5025768528585
Packaging single length / height (cm)	17.5
Packaging single width (cm)	15.0
Packaging single depth (cm)	17.5
Units per outer package	1
Packaging outer length / height (cm)	17.5
Packaging outer width (cm)	15.0
Packaging outer depth (cm)	17.5

PHOTOMETRY

Beacon Muse 26W Beacon Muse 26W 4K Trailing Edge SM White 2052858



TECHNICAL DRAWINGS

