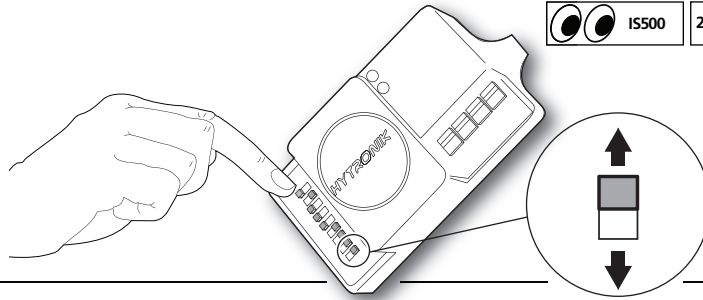
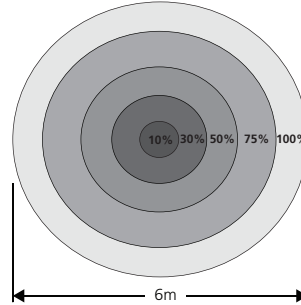
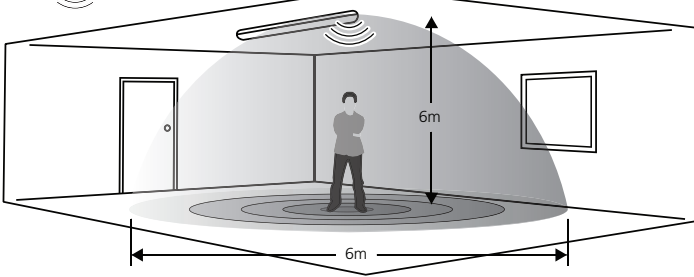




1



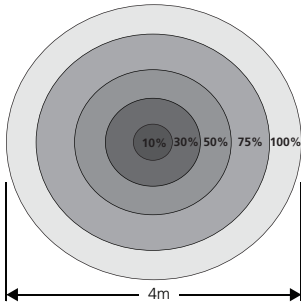
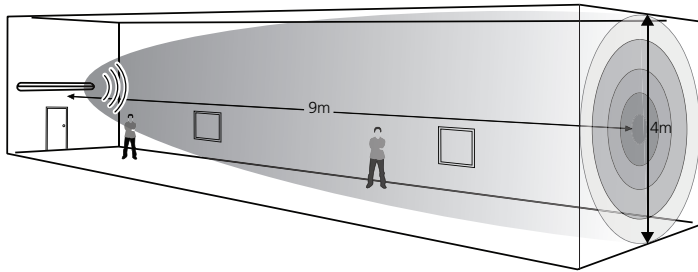
2 Ceiling Mounted



3 Detection Area

	1		
I	●	100%	⚙️
II	○	50%	

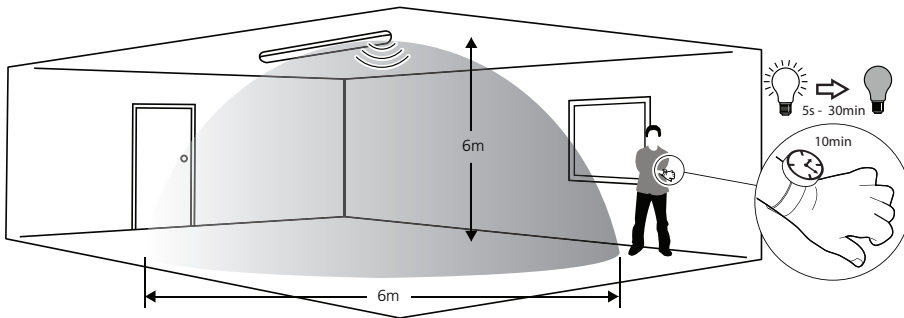
2 Wall Mounted



3 Detection Area

	1		
I	●	100%	⚙️
II	○	50%	

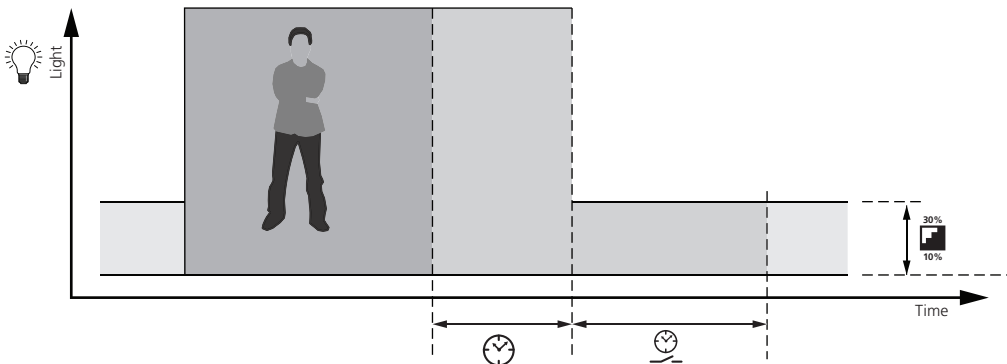
4 Ceiling Mounted + Wall Mounted



5 Hold Time

	2	3	
I	●	●	5s
II	●	○	3min
III	○	●	10min
IV	○	○	30min

6 Corridor Function



7 Stand-by Period (Corridor Function)

	6	7	8	
I	●	●	●	0s
II	●	●	○	10s
III	●	○	●	1min
IV	●	○	○	5min
V	○	●	●	10min
VI	○	●	○	30min
VII	○	○	●	1hr
VIII	○	○	○	+ ∞

8 Stand-by Dimming Level

	9		
I	●	10%	⚙️
II	○	30%	