

Beacon LED Muse Tune

Beacon Muse Tune 90CRI SylSmart Wireless SSC01 Black L1
2059764



Product features

- Integrated LED spotlight, Black - RAL9005 unique soft-touch ring, adjustable beam angle from a 10° spot to a 40° flood, compact and minimalist design, ideal for retail, display, museum and gallery applications, die-cast aluminium body, passive cooling heatsink. Beam angle: 10° spot to 40° flood, color temperature: 2100-4300K Tuneable white, total system power: 21W, total fixture output: 71/134 lm, LOR: 100%, colour rendering: CRI: 93 typical, LED Chromaticity: 3 step MacAdam ellipse, lifetime: >70000 hours at L70B50, energy class: A++, A+, A, IR/UV free light source without heat radiation, operating voltage: 220-240V / 50-60Hz, electronic driver, dimmable and tuneable via Sylsmart Wireless SSC01 solution, power factor: 0.9, electrical protection: Class II, Lytespan 1 - Single Circuit Adaptor suitable for Concord Lytespan track, ingress protection rating: IP20, suitable for internal environment only, horizontal rotation: 355°, vertical tilt: 90°, dimensions: Ø80x140x196mm, weight: 0.96kg.



PRODUCT OVERVIEW

Product name	Beacon Muse Tune 90CRI SylSmart Wireless SSC01 Black L1
Technology	LED
Housing	Aluminium
Mount	Track mounting
General application	Hospitality, Museums & Galleries
ETIM Class	EC001744
Warranty	5 years
Fixture luminous flux (lm)	71/134
LOR (%)	100
Light colour	Tuneable White
CRI (Ra)	90
Colour Consistency (SDCM)	3
Photobiological Risk Group	RG0
Total power consumption (W)	21
Electrical protection	Class II
Control gear type	Electronic ballast
Control gear mounting	Integral
Dimmable	Yes
Minimum dimming level (%)	1
Housing colour	RAL 9005 - Jet black
IP rating	IP20
IK rating	IK02
Product EAN number	5025768597642

DATA TABLE

General data

Product name	Beacon Muse Tune 90CRI SylSmart Wireless SSC01 Black L1
Technology	LED

Beacon LED Muse Tune

Beacon Muse Tune 90CRI SylSmart Wireless SSC01 Black L1
2059764

Housing	Aluminium
Mount	Track mounting
General application	Hospitality, Museums & Galleries
ETIM Class	EC001744
Warranty	5 years

Optical data

Fixture luminous flux (lm)	71/134
LOR (%)	100
Correlated colour temperature range (K)	2100 - 4300
Light colour	Tuneable White
CRI (Ra)	90
Colour Consistency (SDCM)	3
Distribution type	Adjustable
Photobiological Risk Group	RG0

Electrical data

Total power consumption (W)	21
Mains voltage (V)	220-240V~
Lamp power factor	0.9
Electrical protection	Class II
Control gear required	Yes
Control gear type	Electronic ballast
Control gear mounting	Integral
Dimmable	Yes
Minimum dimming level (%)	1
Drive current (mA)	958
Inrush Current (A)	27.9
Inrush Duration (µs)	190
Glow Wire Test (°C)	960
Nominal Frequency (Hz)	50/60Hz
Max. Luminaires per 10A C Breaker	33
Max. Luminaires per 16A C Breaker	53
Max. Luminaires per 10A B Breaker	20
Max. Luminaires per 16A B Breaker	32

Lifetime data

Lifespan L70 B50	70000
-------------------------	-------

Physical data

Housing colour	RAL 9005 - Jet black
IP rating	IP20
IK rating	IK02
Diffuser finish	Frosted
Diffuser material	PC Polycarbonate
Nominal Product Width (mm)	140
Nominal Product Height (mm)	196
Nominal Product Diameter (mm)	80
Weight (kg)	1.34

Beacon LED Muse Tune

Beacon Muse Tune 90CRI SylSmart Wireless SSC01 Black L1
2059764

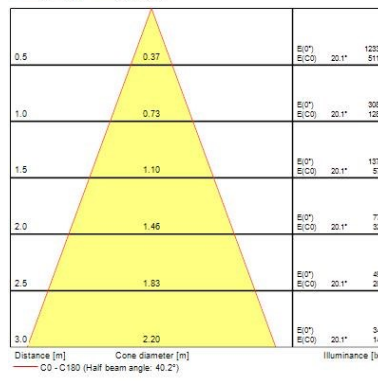
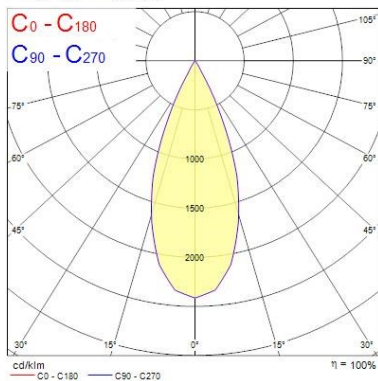
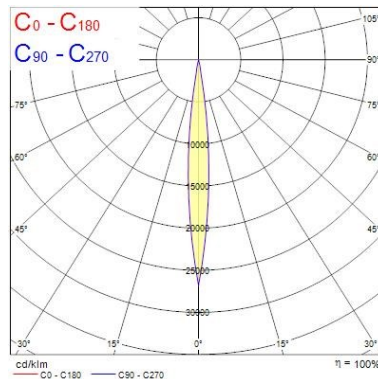
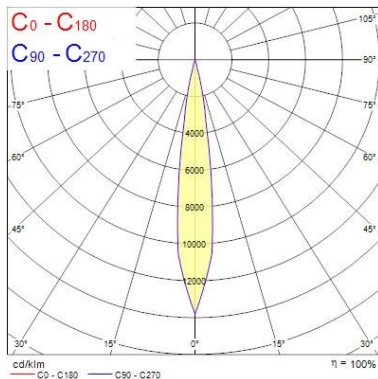
Packaging

Single packaging type	Carton
Product EAN number	5025768597642
Packaging single length / height (cm)	18.0
Packaging single width (cm)	18.0
Packaging single depth (cm)	17.0
DUN14 (outer)	05025768597642
Units per outer package	1
Packaging outer length / height (cm)	18.0
Packaging outer width (cm)	18.0
Packaging outer depth (cm)	17.0

Safety data

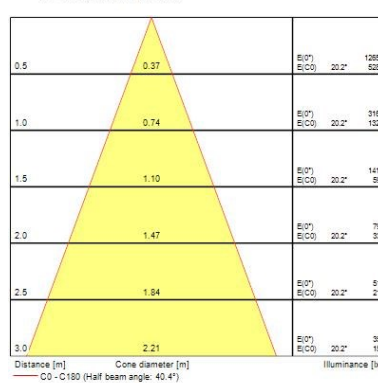
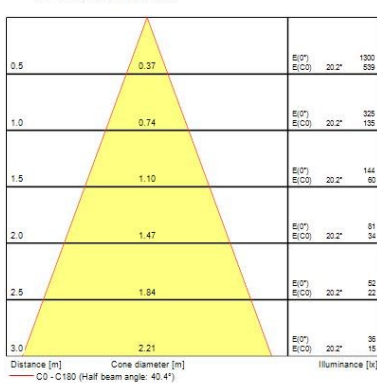
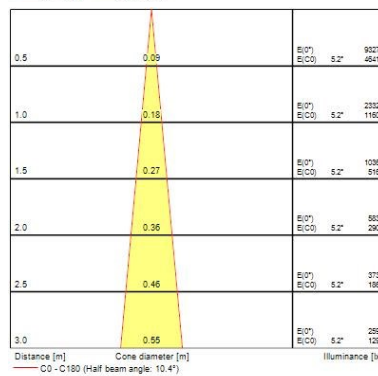
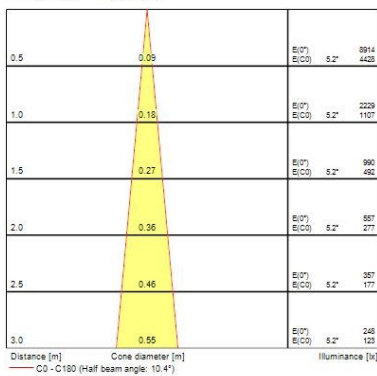
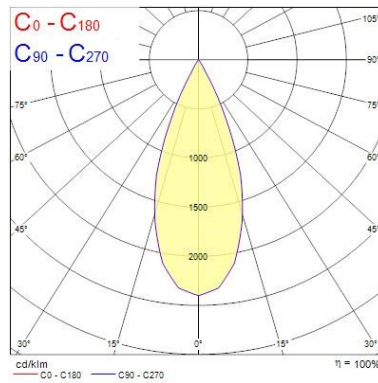
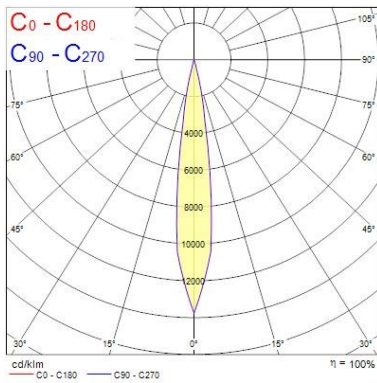
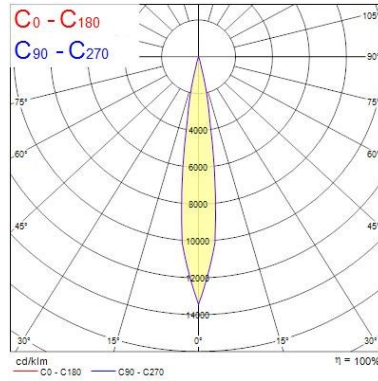
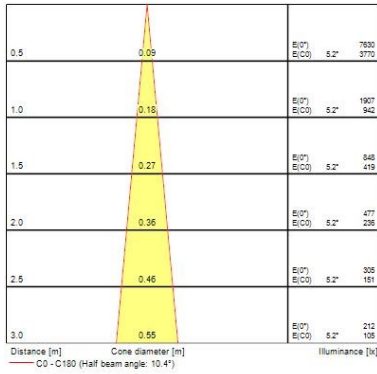
Dry applications use only	Yes
---------------------------	-----

PHOTOMETRY



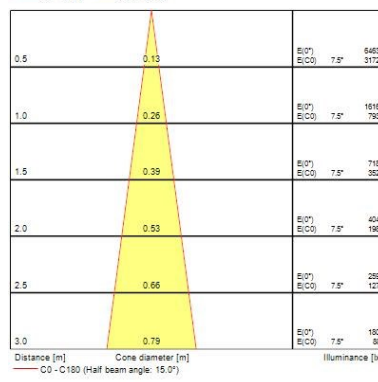
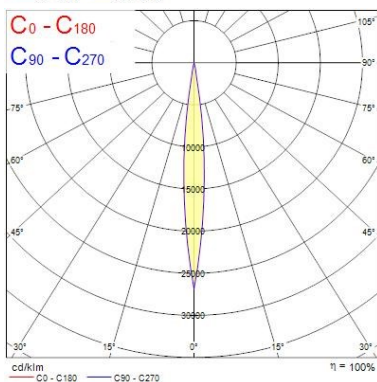
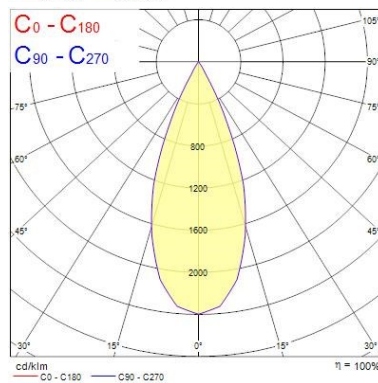
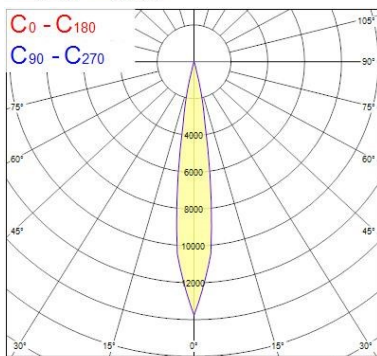
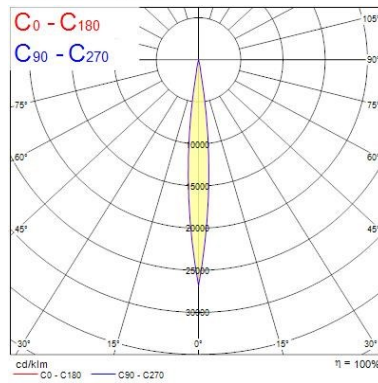
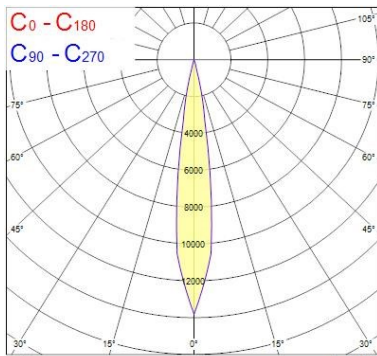
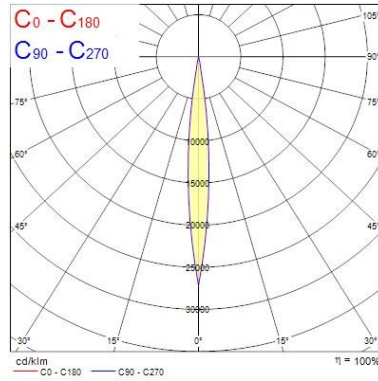
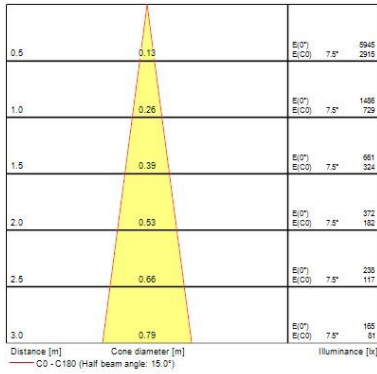
Beacon LED Muse Tune

Beacon Muse Tune 90CRI SylSmart Wireless SSC01 Black L1
2059764



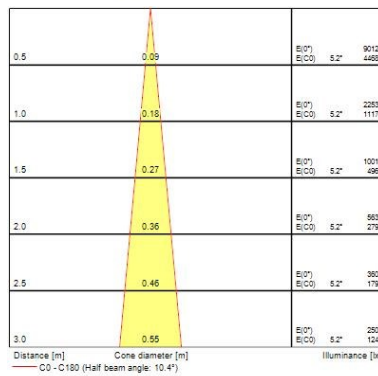
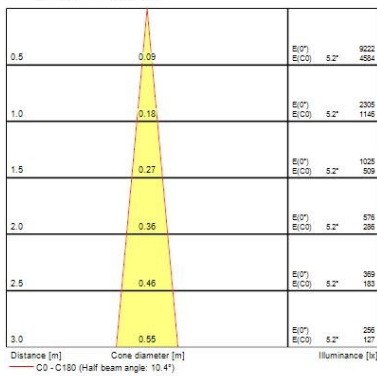
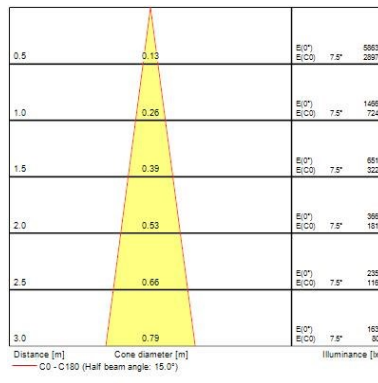
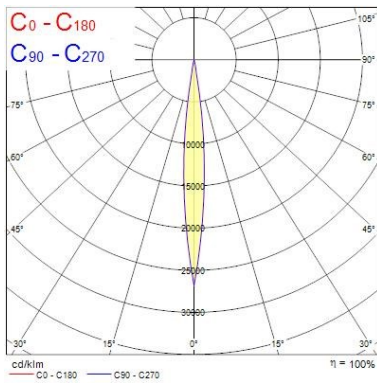
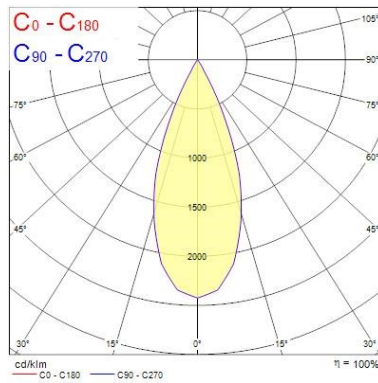
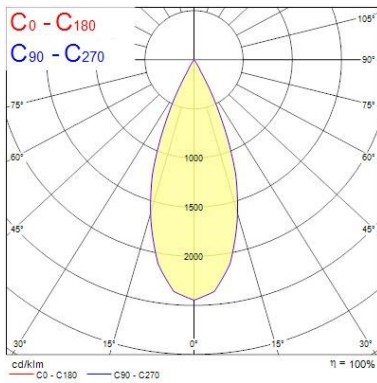
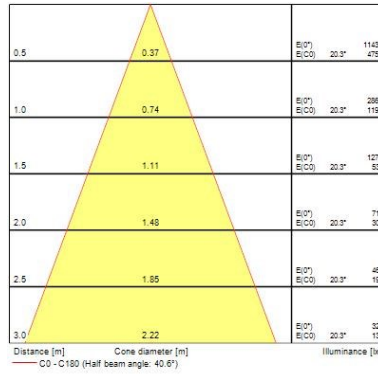
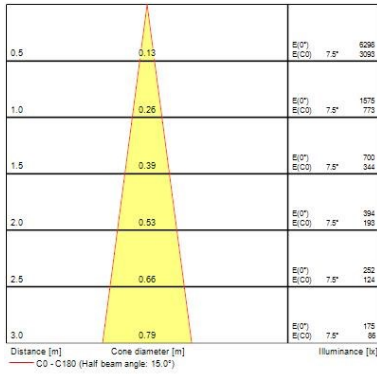
Beacon LED Muse Tune

Beacon Muse Tune 90CRI SylSmart Wireless SSC01 Black L1
2059764



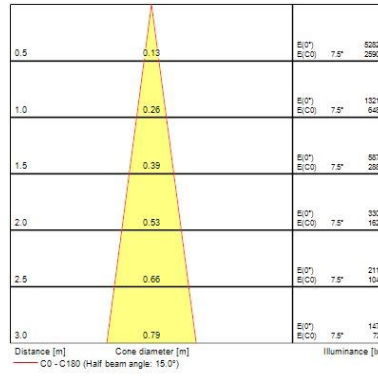
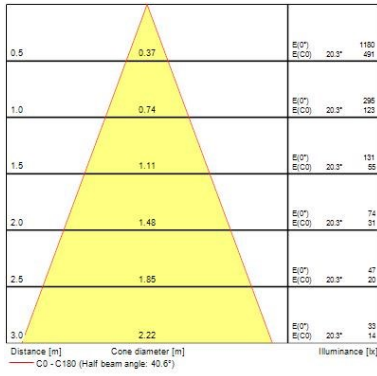
Beacon LED Muse Tune

Beacon Muse Tune 90CRI SylSmart Wireless SSC01 Black L1
2059764



Beacon LED Muse Tune

Beacon Muse Tune 90CRI SylSmart Wireless SSC01 Black L1
2059764



TECHNICAL DRAWINGS

