

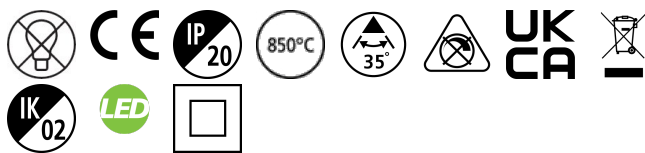
Expospot 50 adjustable - Sylvania

EXPOSPOT 50 ADJUSTABLE RA80 3000K MB WHITE
0060214



Product features

- Integrated LED adjustable accent downlight, single head, ideal for retail and display applications, die-cast aluminium body, passive cooling, beam angle: 35°, optics: aluminium reflector and lens combination, colour temperature: 3000K warm white, total system power: 13W, total fixture output: 1315lm, 101lm/W, LOR: 100%, colour rendering: Ra 80 typical, LED Chromacity: 3 step MacAdam ellipse, lifetime: 60,000 hours at 70% of the original output (L70B50), energy class: A++, A+, A, IR/UV free light source without heat radiation, operating voltage: 220-240V / 50-60Hz, electronic driver, non-dimmable, electrical protection: CLASS II, ingress protection rating: IP20, suitable for internal environment only, ceiling cut-out: 110mm, outer dimensions: 121x103mm, weight: 0.52kg.



PRODUCT OVERVIEW

Product name	EXPOSPOT 50 ADJUSTABLE RA80 3000K MB WHITE
Technology	LED
Housing	Aluminium
Mount	Ceiling recessed mounting
Environment	Indoor
General application	Retail
ETIM Class	EC001744
Warranty	5 years
Fixture luminous flux (lm)	1315
Luminaire efficacy (lm/W)	101
LOR (%)	100
Colour temperature (K)	3000
Light colour	Warm White
CRI (Ra)	80
Colour Variation Initial (SDCM)	SDCM3
Beam Angle (°)	35
Photobiological Risk Group	RG1
Total power consumption (W)	13
Electrical protection	Class II
Control gear type	Electronic ballast
Control gear mounting	Remote
Dimmable	No
Housing colour	White
IP rating	IP20
IK rating	IK02
Product EAN number	5410288602141

DATA TABLE

General data

Product name	EXPOSPOT 50 ADJUSTABLE RA80 3000K MB WHITE
--------------	--

Expospot 50 adjustable - Sylvania

EXPOSPOT 50 ADJUSTABLE RA80 3000K MB WHITE
0060214

Technology	LED
Housing	Aluminium
Mount	Ceiling recessed mounting
Environment	Indoor
General application	Retail
Performance ambient temperature Tq (°C)	25
ETIM Class	EC001744
Warranty	5 years

Optical data

Fixture luminous flux (lm)	1315
Luminaire efficacy (lm/W)	101
LOR (%)	100
Colour temperature (K)	3000
Light colour	Warm White
CRI (Ra)	80
Colour Variation Initial (SDCM)	SDCM3
Beam Angle (°)	35
Photobiological Risk Group	RG1

Electrical data

Total power consumption (W)	13
Mains voltage (V)	230-240V~
Lamp power factor	0.83
Electrical protection	Class II
Control gear required	No
Control gear type	Electronic ballast
Control gear mounting	Remote
Dimmable	No
Drive current (mA)	300
Inrush Current (A)	17
Inrush Duration (µs)	199
Glow Wire Test (°C)	850
Nominal Frequency (Hz)	50/60Hz
Max. Luminaires per 10A C Breaker	38
Max. Luminaires per 13A C Breaker	50
Max. Luminaires per 16A C Breaker	61
Max. Luminaires per 20A C Breaker	78
Max. Luminaires per 10A B Breaker	23
Max. Luminaires per 13A B Breaker	30
Max. Luminaires per 16A B Breaker	37
Max. Luminaires per 20A B Breaker	47

Lifetime data

Lifespan L70 B50	60000
Lifespan L70 B20	60000
Lifespan L70 B10	60000
Lifespan L80 B50	60000
Lifespan L80 B20	60000

Expospot 50 adjustable - Sylvania

EXPOSPOT 50 ADJUSTABLE RA80 3000K MB WHITE
0060214

Lifespan L80 B10	60000
Lifespan L90 B50	60000
Lifespan L90 B20	60000
Lifespan L90 B10	55000

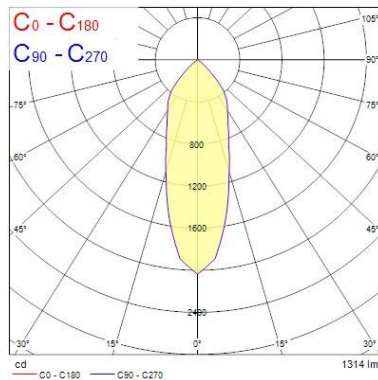
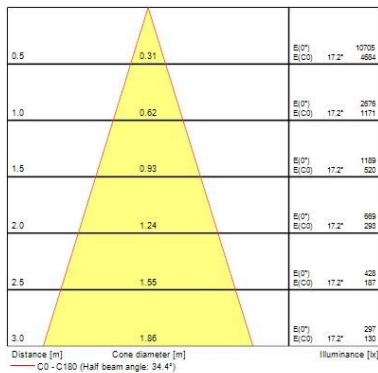
Physical data

Housing colour	White
IP rating	IP20
IK rating	IK02
Nominal Product Width (mm)	121
Nominal Product Height (mm)	103
Cutout Dimensions (W x L in mm or Diameter in mm)	110
Weight (kg)	0.52
Recessed Depth (mm)	103

Packaging

Single packaging type	Carton
Product EAN number	5410288602141
Packaging single length / height (cm)	18.0
Packaging single width (cm)	18.0
Packaging single depth (cm)	16.0
DUN14 (outer)	05410288602141
Units per outer package	1
Packaging outer length / height (cm)	18.0
Packaging outer width (cm)	18.0
Packaging outer depth (cm)	16.0

PHOTOMETRY



TECHNICAL DRAWINGS

Expospot 50 adjustable - Sylvania *EXPOSPOT 50 ADJUSTABLE RA80 3000K MB WHITE* 0060214

