

START DOWNLIGHT IP44 175

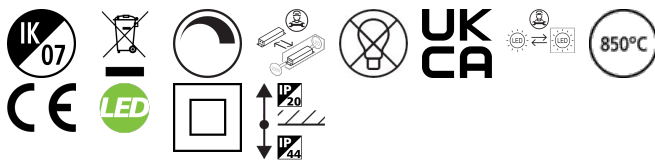
START Downlight 175 IP44 1-10V 1425Lm 840

0030343



Product features

- Ceiling recessed LED downlight IP44 (from the front), with only 55mm product depth and 175mm cutout. Supplied with TCI 1-10V Jolly driver (123401). Ideal replacement for 1x32W/2x18W CFL downlights. The polycarbonate diffuser allows for a wider light distribution and increased spacings between luminaires. Die-cast aluminium body, 1425LM, 15W, 95lm/W, 4000K, Driver Current: 380mA, CRI80, 74° beam angle, IP44 from the front, IK07, (HxW) 55x195mm, Class 2, 220-240V



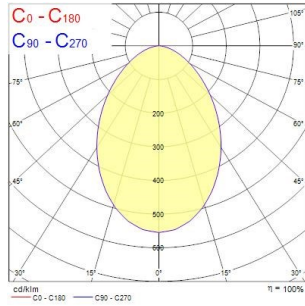
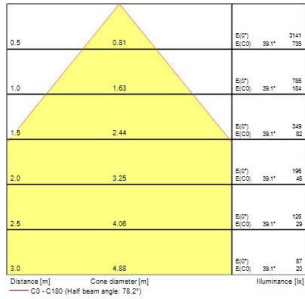
PRODUCT OVERVIEW

Product name	START Downlight 175 IP44 1-10V 1425Lm 840
Technology	LED
Housing	Aluminium
Mount	Ceiling recessed mounting
General application	Hospitality, Logistics & Industry, Office
ETIM Class	EC001744
E-number FI	4278177
Warranty	5 years
Fixture luminous flux (lm)	1425
Luminous flux (lm)	1425
Luminaire efficacy (lm/W)	95
LOR (%)	100
Colour temperature (K)	4000
CRI (Ra)	80
Colour Variation Initial (SDCM)	SDCM5
Beam Angle (°)	74
Glare control	< 25
Photobiological Risk Group	RG0
Total power consumption (W)	15
Electrical protection	Class II
Control gear type	Other
Dimmable	Yes
Minimum dimming level (%)	1
LED Flickering Rate	Ultra low (5% or less)
Housing colour	RAL 9003 - Signal white
IP rating	IP44/20
IK rating	IK07
Product EAN number	5410288303437

PHOTOMETRY

START DOWNLIGHT IP44 175

START Downlight 175 IP44 1-10V 1425Lm 840
0030343



TECHNICAL DRAWINGS

