

## START DOWNLIGHT IP44 175

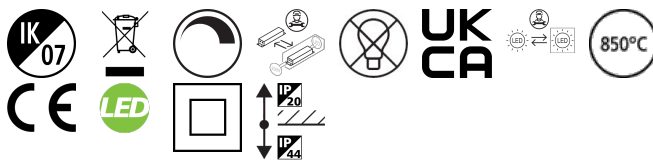
START Downlight 175 IP44 1-10V 1425Lm 840

0030343



### Product features

- Ceiling recessed LED downlight IP44 (from the front), with only 55mm product depth and 175mm cutout. Supplied with TCI 1-10V Jolly driver (123401). Ideal replacement for 1x32W/2x18W CFL downlights. The polycarbonate diffuser allows for a wider light distribution and increased spacings between luminaires. Die-cast aluminium body, 1425LM, 15W, 95lm/W, 4000K, Driver Current: 380mA, CRI80, 74° beam angle, IP44 from the front, IK07, (HxW) 55x195mm, Class 2, 220-240V



### PRODUCT OVERVIEW

Product name	START Downlight 175 IP44 1-10V 1425Lm 840
Technology	LED
Housing	Aluminium
Mount	Ceiling recessed mounting
General application	Hospitality, Logistics & Industry, Office
ETIM Class	EC001744
E-number FI	4278177
Warranty	5 years
Fixture luminous flux (lm)	1425
Luminous flux (lm)	1425
Luminaire efficacy (lm/W)	95
LOR (%)	100
Colour temperature (K)	4000
CRI (Ra)	80
Colour Variation Initial (SDCM)	SDCM5
Beam Angle (°)	74
Glare control	< 25
Photobiological Risk Group	RG0
Total power consumption (W)	15
Electrical protection	Class II
Control gear type	Other
Dimmable	Yes
Minimum dimming level (%)	1
LED Flickering Rate	Ultra low (5% or less)
Housing colour	RAL 9003 - Signal white
IP rating	IP44/20
IK rating	IK07
Product EAN number	5410288303437

### DATA TABLE

## START DOWNLIGHT IP44 175

START Downlight 175 IP44 1-10V 1425Lm 840

0030343

### General data

Product name	START Downlight 175 IP44 1-10V 1425Lm 840
Technology	LED
Housing	Aluminium
Mount	Ceiling recessed mounting
General application	Hospitality, Logistics & Industry, Office
Performance ambient temperature Tq (°C)	25
ETIM Class	EC001744
E-number FI	4278177
Warranty	5 years

### Optical data

Fixture luminous flux (lm)	1425
Luminous flux (lm)	1425
Luminaire efficacy (lm/W)	95
LOR (%)	100
Colour temperature (K)	4000
CRI (Ra)	80
Colour Variation Initial (SDCM)	SDCM5
Adjustable chromaticity	N
Beam Angle (°)	74
Distribution type	Symmetric
Glare control	< 25
Photobiological Risk Group	RG0

### Electrical data

Total power consumption (W)	15
Mains voltage (V)	220-240V~
Lamp power factor	0.95
THD (at 230 V, 50 Hz, full load, at 100% dimming level) xx.x %	20
Electrical protection	Class II
Control gear type	Other
Dimmable	Yes
Minimum dimming level (%)	1
Drive current (mA)	380
Inrush Current (A)	5
Inrush Duration (µs)	50
Glow Wire Test (°C)	850
Nominal Frequency (Hz)	50/60Hz
LED Flickering Rate	Ultra low (5% or less)
Max. Luminaires per 10A C Breaker	50
Max. Luminaires per 13A C Breaker	65
Max. Luminaires per 16A C Breaker	85
Max. Luminaires per 20A C Breaker	100

### Lifetime data

Lifespan L70 B50	100000
Lifespan L80 B20	74000

## START DOWNLIGHT IP44 175

START Downlight 175 IP44 1-10V 1425Lm 840

0030343

Lifespan L90 B10	34000
------------------	-------

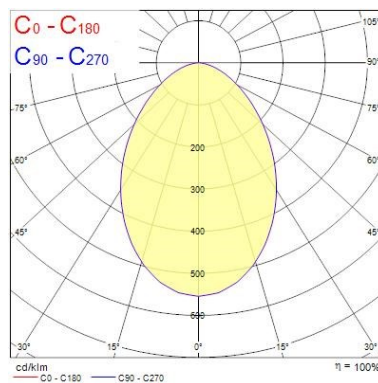
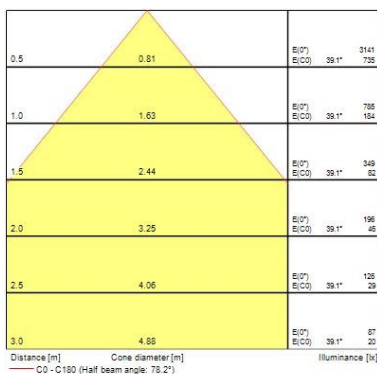
### Physical data

Housing colour	RAL 9003 - Signal white
IP rating	IP44/20
IK rating	IK07
Diffuser finish	Opal
Diffuser material	PC Polycarbonate
Reflector finish	High-gloss
Nominal Product Length (mm)	195
Nominal Product Width (mm)	195
Nominal Product Height (mm)	55
Nominal Product Diameter (mm)	195
Cutout Dimensions (W x L in mm or Diameter in mm)	175
Weight (kg)	0.346
Recessed Depth (mm)	150

### Packaging

Single packaging type	Carton
Product EAN number	5410288303437
Packaging single length / height (cm)	22.2
Packaging single width (cm)	21.8
Packaging single depth (cm)	9.0
DUN14 (outer)	15410288303434
Units per outer package	16
Packaging outer length / height (cm)	46.3
Packaging outer width (cm)	45.3
Packaging outer depth (cm)	38.9

## PHOTOMETRY



## TECHNICAL DRAWINGS

## START DOWNLIGHT IP44 175

*START Downlight 175 IP44 1-10V 1425Lm 840*  
0030343

---

