

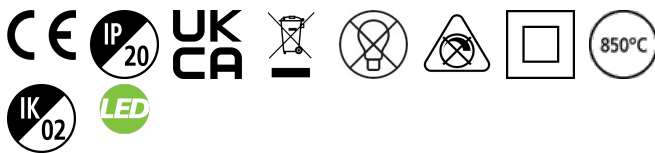
## Expospot 50 adjustable - Sylvania

EXPOSPOT 50 ADJUSTABLE RA80 3000K WB WHITE  
0060215



### Product features

- Integrated LED adjustable accent downlight, single head, ideal for retail and display applications, die-cast aluminium body, passive cooling, beam angle: 51°, optics: aluminium reflector and lens combination, colour temperature: 3000K warm white, total system power: 13W, total fixture output: 1297lm, 100lm/W, LOR: 100%, colour rendering: Ra 80 typical, LED Chromacity: 3 step MacAdam ellipse, lifetime: 60,000 hours at 70% of the original output (L70B50), energy class: A++, A+, A, IR/UV free light source without heat radiation, operating voltage: 220-240V / 50-60Hz, electronic driver, non-dimmable, electrical protection: CLASS II, ingress protection rating: IP20, suitable for internal environment only, ceiling cut-out: 110mm, outer dimensions: 121x103mm, weight: 0.52kg.

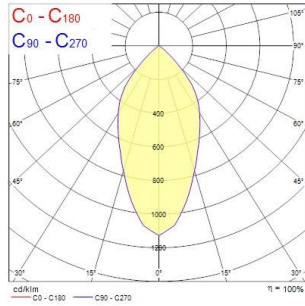
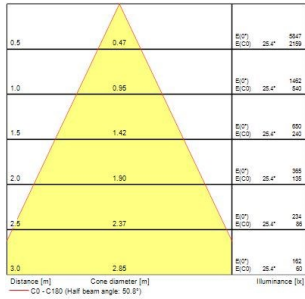


### PRODUCT OVERVIEW

Product name	EXPOSPOT 50 ADJUSTABLE RA80 3000K WB WHITE
Technology	LED
Housing	Aluminium
Mount	Ceiling recessed mounting
Environment	Indoor
General application	Retail
ETIM Class	EC001744
Warranty	5 years
Fixture luminous flux (lm)	1297
Luminaire efficacy (lm/W)	100
LOR (%)	100
Colour temperature (K)	3000
Light colour	Warm White
CRI (Ra)	80
Colour Variation Initial (SDCM)	SDCM3
Beam Angle (°)	51
Photobiological Risk Group	RG1
Total power consumption (W)	13
Electrical protection	Class II
Control gear type	Electronic ballast
Control gear mounting	Remote
Dimmable	No
Housing colour	White
IP rating	IP20
IK rating	IK02
Product EAN number	5410288602158

### PHOTOMETRY

## Expospot 50 adjustable - Sylvania EXPOSPOT 50 ADJUSTABLE RA80 3000K WB WHITE 0060215



### TECHNICAL DRAWINGS

