

Lynx D

Lynx-D Superia 26W/840 G24D-3 SLV

0025915



Product features

- Compact and high performance double bend 2-bend pin lamp, - Suitable for operation on electronic control gear (DE type) and magnetic ballast (D version), - Dimmable with suitable dimmer, - Excellent colour rendering, - Suitable for emergency lighting



PRODUCT OVERVIEW

Product name	Lynx-D Superia 26W/840 G24D-3 SLV
Technology	Compact Fluorescent
Watt (Rated) (W)	26
Lamp shape	Other
Type	Lynx D
Cap/Base	G24d-3
Lamp finish	Frosted/Coated
Fixture rating	Open
General application	Education, Hospitality, Logistics & Industry, Museums & Galleries, Office, Retail, Residential & Consumer
ETIM Class	EC000087
E-number FI	4944114
E-number SE	8357368
Luminous flux (lm)	1800
Colour temperature (K)	4000
Light colour	Cool White
CRI (Ra)	82
Colour Variation Initial (SDCM)	SDCM5
Photobiological Risk Group	Not applicable
Wattage (W)	26
Product Voltage (V)	220
Dimmable	No
Average life (Nominal) (h)	12000
Product EAN number	5410288259154

DATA TABLE

General data

Product name	Lynx-D Superia 26W/840 G24D-3 SLV
Technology	Compact Fluorescent
Watt (Rated) (W)	26
Lamp shape	Other
Type	Lynx D
Cap/Base	G24d-3
Lamp finish	Frosted/Coated

Lynx D

Lynx-D Superia 26W/840 G24D-3 SLV

0025915

Fixture rating	Open
General application	Education, Hospitality, Logistics & Industry, Museums & Galleries, Office, Retail, Residential & Consumer
ETIM Class	EC000087
E-number FI	4944114
E-number SE	8357368

Optical data

Luminous flux (lm)	1800
Luminous flux (Rated) (lm)	1800
Rated lamp efficacy 100h 50Hz at 25°C (lm/W)	66
Ambient temperature for maximum luminous flux (°C)	25
Colour temperature (K)	4000
Light colour	Cool White
Colour Code	840
CRI (Ra)	82
Colour Variation Initial (SDCM)	SDCM5
Adjustable chromaticity	N
Photobiological Risk Group	Not applicable
Rated lumen maint. factor (%) at 2000 h 50Hz	85
Rated lumen maint. factor (%) at 4000 h 50Hz	78
Rated lumen maint. factor (%) at 8000 h 50Hz	75

Electrical data

Wattage (W)	26
Starting time (max) (s)	10 Sec
Current (A)	0.42
Product Voltage (V)	220
Ignition voltage (V)	191
Control gear required	Yes
Transformer required	No
Dimmable	No
Lamp Energy Label (class)	G
kWh per 1000 hours burning time	28

Lifetime data

Average life (Nominal) (h)	12000
Average life (Rated) (h)	12000
Rated survival factor (%) at 2000 h 50Hz	96
Rated survival factor (%) at 4000 h 50Hz	90
Rated survival factor (%) at 6000 h 50Hz	80
Rated survival factor (%) at 8000 h 50Hz	72
Rated survival factor (%) at 12000 h 50Hz	50
Rated survival factor (%) at 16000 h 50Hz	71

Lynx D

Lynx-D Superia 26W/840 G24D-3 SLV
0025915

Physical data

Nominal Product Length (mm)	174
Nominal Product Diameter (mm)	35
Max. Length base to base (mm) - A	171
Max. Lamp Diameter (mm) - D	13
Weight (kg)	0.06

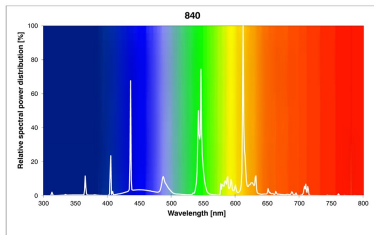
Packaging

Single packaging type	Carton
Product EAN number	5410288259154
Packaging single length / height (cm)	17.3
Packaging single width (cm)	3.6
Packaging single depth (cm)	3.6
DUN14 (outer)	15410288259151
Units per outer package	10
Packaging outer length / height (cm)	18.4
Packaging outer width (cm)	8.0
Packaging outer depth (cm)	18.7

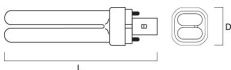
Safety data

Lamp mercury content (mg)	2.5
Breakage cleaning instructions	Applicable
Recommendation for disposal at end of life	Applicable
Special purpose lamp	No
Dry applications use only	Yes
Suitable for household illumination	Yes


PHOTOMETRY



TECHNICAL DRAWINGS



Lynx D
Lynx-D Superia 26W/840 G24D-3 SLV
0025915



26
kWh/1000h



Lynx D
Lynx-D Superia 26W/840 G24D-3 SLV
0025915



0025915



26
kWh/1000h



2019/2015