

START eco Downlight 5in1 55-250

START eco Downlight 5in1 55-250 1900LM
0053415



Product features

- START eco Downlight 5in1 is an integrated LED recessed / surface mounted downlight with built in non dimmable driver. Colour temperature (3000K, 4000K and 6500K) can be adjusted by a 3-way switch located on the back of the fixture. Adaptability to various cut-outs from 55mm to 250mm. 18W, 1900lm, 106lm/W.



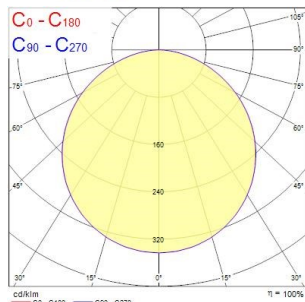
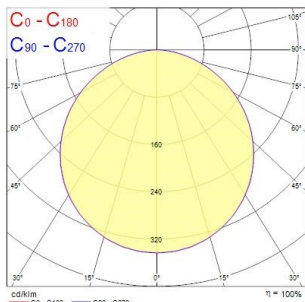
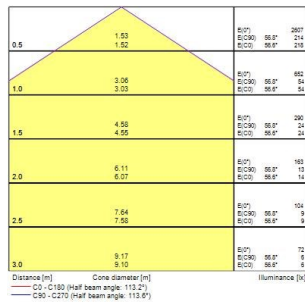
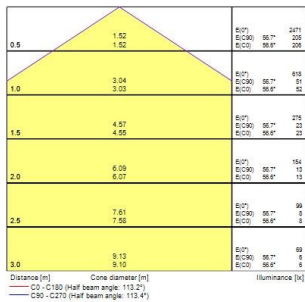
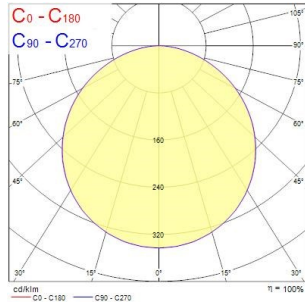
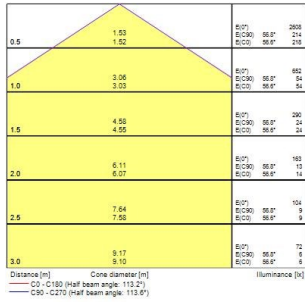
PRODUCT OVERVIEW

Product name	START eco Downlight 5in1 55-250 1900LM
Technology	LED
Housing	PC Polycarbonate
Mount	Ceiling recessed mounting
General application	Residential & Consumer
ETIM Class	EC001744
E-number FI	4278102
Warranty	3 years
Fixture luminous flux (lm)	1900
Luminaire efficacy (lm/W)	106
Colour temperature (K)	4000
CRI (Ra)	80
Colour Variation Initial (SDCM)	SDCM6
Beam Angle (°)	110
Glare control	< 25
Photobiological Risk Group	RG0
Total power consumption (W)	18
Electrical protection	Class II
Control gear type	LED driver constant current
Dimmable	No
LED Flickering Rate	Ultra low (5% or less)
Housing colour	RAL 9003 - Signal white
IP rating	IP20
IK rating	IK03
Product EAN number	5410288534152

PHOTOMETRY

START eco Downlight 5in1 55-250

START eco Downlight 5in1 55-250 1900LM
0053415



TECHNICAL DRAWINGS

