

T8 Luxline Plus

F36W/T8/827
0001514



Product features



PRODUCT OVERVIEW

Product name	F36W/T8/827
Technology	Fluorescent
Watt (Rated) (W)	36.00
Lamp shape	Tube, double-ended
Type	T8 Luxline Plus
Cap/Base	G13
Lamp finish	Frosted/Coated
Fixture rating	Open
General application	Education, Hospitality, Logistics & Industry, Museums & Galleries, Office, Retail, Residential & Consumer
ETIM Class	EC000108
E-number FI	4940498
E-number SE	8356598
E-number Norway	3815417
Luminous flux (lm)	3350
Colour temperature (K)	2700
Light colour	Homelight
CRI (Ra)	85
Colour Variation Initial (SDCM)	SDCM5
Photobiological Risk Group	Not applicable
Wattage (W)	36.00
Product Voltage (V)	103
Dimmable	Yes
Average life (Nominal) (h)	20000
Product EAN number	5410288015149

DATA TABLE

General data

Product name	F36W/T8/827
Technology	Fluorescent
Watt (Rated) (W)	36.00
Lamp shape	Tube, double-ended
Type	T8 Luxline Plus
Cap/Base	G13
Lamp finish	Frosted/Coated

T8 Luxline Plus

F36W/T8/827

0001514

Fixture rating	Open
General application	Education, Hospitality, Logistics & Industry, Museums & Galleries, Office, Retail, Residential & Consumer
ETIM Class	EC000108
E-number FI	4940498
E-number SE	8356598
E-number Norway	3815417

Optical data

Luminous flux (lm)	3350
Luminous flux (Rated) (lm)	3350
Ambient temperature for maximum luminous flux (°C)	25
Colour temperature (K)	2700
Light colour	Homelight
Colour Code	827
CRI (Ra)	85
Colour Variation Initial (SDCM)	SDCM5
Adjustable chromaticity	N
Photobiological Risk Group	Not applicable
Rated lumen maint. factor (%) at 2000 h 50Hz	0.96
Rated lumen maint. factor (%) at 4000 h 50Hz	0.94
Rated lumen maint. factor (%) at 6000 h 50Hz	0.92
Rated lumen maint. factor (%) at 8000 h 50Hz	0.91
Rated lumen maint. factor (%) at 12000 h 50Hz	0.90
Rated lumen maint. factor (%) at 16000 h 50Hz	0.89
Rated lumen maint. factor (%) at 20000 h 50Hz	0.87

Electrical data

Wattage (W)	36.00
Watt (Rated) - High frequency (W)	32.00
Current (A)	0.430
Mains voltage (V)	220-240V~
Product Voltage (V)	103
Control gear required	Yes
Transformer required	No
Dimmable	Yes
Drive current (mA)	430
Lamp Energy Label (class)	F
kWh per 1000 hours burning time	43
Nominal Frequency (Hz)	50Hz

Lifetime data

Average life (Nominal) (h)	20000
----------------------------	-------

T8 Luxline Plus

F36W/T8/827

0001514

Average life (Rated) (h)	20000
Rated survival factor (%) at 2000 h 50Hz	0.99
Rated survival factor (%) at 4000 h 50Hz	0.98
Rated survival factor (%) at 6000 h 50Hz	0.96
Rated survival factor (%) at 8000 h 50Hz	0.94
Rated survival factor (%) at 12000 h 50Hz	0.92
Rated survival factor (%) at 16000 h 50Hz	0.80
Rated survival factor (%) at 20000 h 50Hz	0.50

Physical data

Nominal Product Length (mm)	1200.0
Nominal Product Diameter (mm)	26
Max. Length base to base (mm) - A	1199.4
Length base to pin Min-Max (mm) - B	1204.1-1206.5
Max. Lamp Length (mm) - C/L	1213.6
Max. Lamp Diameter (mm) - D	28.0
Weight (kg)	0.159

Packaging

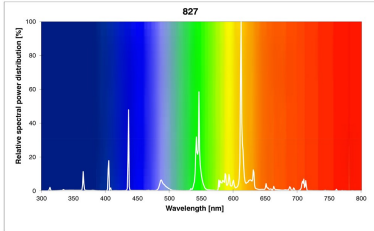
Single packaging type	Carton
Product EAN number	5410288015149
Packaging single length / height (cm)	121.4
Packaging single width (cm)	2.9
Packaging single depth (cm)	2.8
DUN14 (outer)	15410288015146
Units per outer package	25
Packaging outer length / height (cm)	124.0
Packaging outer width (cm)	15.5
Packaging outer depth (cm)	15.0

Safety data

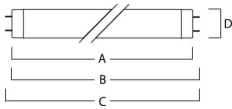
Lamp mercury content (mg)	2.80
Breakage cleaning instructions	Applicable
Recommendation for disposal at end of life	Applicable
Special purpose lamp	No
Suitable for household illumination	Yes

PHOTOMETRY

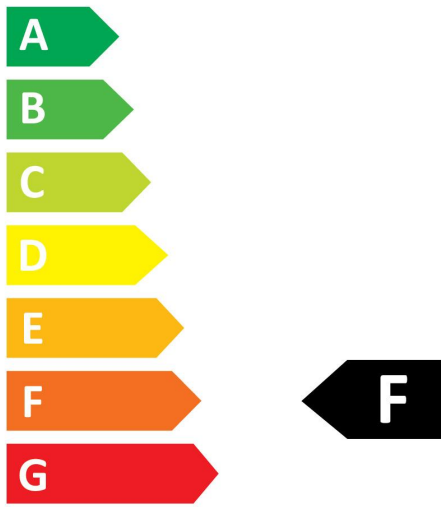
T8 Luxline Plus
F36W/T8/827
0001514



TECHNICAL DRAWINGS



0001514



36
kWh/1000h



2019/2015

SYLVANIA

T8 Luxline Plus
F36W/T8/827
0001514



0001514



36
kWh/1000h



2019/2015