

Start Highbay


START Highbay IP65 1-10V 13000lm 865 WB

0039350



Product features

- START Highbay, includes 1 m cables, black aluminium housing, 13,000 Lm, 100 W, 130 Lm/W, 6500 K, drive current: 2140 mA, CRI 80, 90° beam angle, 1-10 V dimmable, IP65, IK08, 54,000 hrs (L80/B50), (D x H) 270 x 170 mm, 1 m mains cable, 1 m control cable, 1.2 m chain length including hooks



PRODUCT OVERVIEW

Product name	START Highbay IP65 1-10V 13000lm 865 WB
Technology	LED
Housing	Aluminium
Mount	Suspended
General application	Logistics & Industry
ETIM Class	EC001716
E-number FI	4306965
E-number SE	7214419
Warranty	5 years
Fixture luminous flux (lm)	13000
Luminaire efficacy (lm/W)	130
Colour temperature (K)	6500
Light colour	Daylight
CRI (Ra)	80
Colour Variation Initial (SDCM)	SDCM6
Beam Angle (°)	90
Glare control	< 25
Photobiological Risk Group	RG1
Total power consumption (W)	100
Electrical protection	Class I
Control gear type	Other
Dimmable	Yes
Minimum dimming level (%)	1
LED Flickering Rate	Ultra low (5% or less)
Housing colour	Black
IP rating	IP65
IK rating	IK08
Product EAN number	5410288393506

DATA TABLE

General data

Start Highbay

START Highbay IP65 1-10V 13000lm 865 WB

0039350

Product name	START Highbay IP65 1-10V 13000lm 865 WB
Technology	LED
Housing	Aluminium
Mount	Suspended
General application	Logistics & Industry
Operating temperature range (°C)	-30°C - 50°C
Performance ambient temperature Tq (°C)	25
ETIM Class	EC001716
E-number FI	4306965
E-number SE	7214419
Warranty	5 years

Optical data

Fixture luminous flux (lm)	13000
Luminaire efficacy (lm/W)	130
Colour temperature (K)	6500
Light colour	Daylight
CRI (Ra)	80
Colour Variation Initial (SDCM)	SDCM6
Beam Angle (°)	90
Glare control	< 25
Photobiological Risk Group	RG1

Electrical data

Total power consumption (W)	100
Mains voltage (V)	220-240V~
Lamp power factor	0.95
THD (at 230 V, 50 Hz, full load, at 100% dimming level) xx.x %	10
Electrical protection	Class I
Control gear type	Other
Dimmable	Yes
Minimum dimming level (%)	1
Drive current (mA)	2140
Inrush Current (A)	50
Inrush Duration (µs)	400
Glow Wire Test (°C)	650
Nominal Frequency (Hz)	50/60Hz
LED Flickering Rate	Ultra low (5% or less)
Max. Luminaires per 10A C Breaker	7
Max. Luminaires per 13A C Breaker	9
Max. Luminaires per 16A C Breaker	11
Max. Luminaires per 20A C Breaker	14
Max. Luminaires per 10A B Breaker	4
Max. Luminaires per 13A B Breaker	5
Max. Luminaires per 16A B Breaker	6
Max. Luminaires per 20A B Breaker	8

Start Highbay

START Highbay IP65 1-10V 13000lm 865 WB

0039350

Lifetime data

Lifespan L70 B50	54000
Lifespan L70 B20	54000
Lifespan L70 B10	54000
Lifespan L80 B50	54000
Lifespan L80 B20	54000
Lifespan L80 B10	54000
Lifespan L90 B50	54000
Lifespan L90 B20	54000
Lifespan L90 B10	50000

Physical data

Housing colour	Black
IP rating	IP65
IK rating	IK08
Diffuser finish	Transparent
Diffuser material	PC Polycarbonate
Nominal Product Length (mm)	270
Nominal Product Width (mm)	270
Nominal Product Height (mm)	170
Nominal Product Diameter (mm)	270
Weight (kg)	3.0

Packaging

Single packaging type	Carton
Product EAN number	5410288393506
Packaging single length / height (cm)	33.0
Packaging single width (cm)	33.0
Packaging single depth (cm)	16.7
DUN14 (outer)	05410288393506
Units per outer package	1
Packaging outer length / height (cm)	33.0
Packaging outer width (cm)	33.0
Packaging outer depth (cm)	16.7

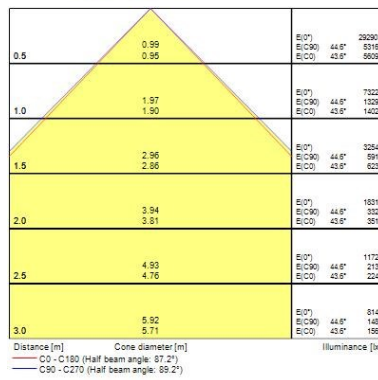
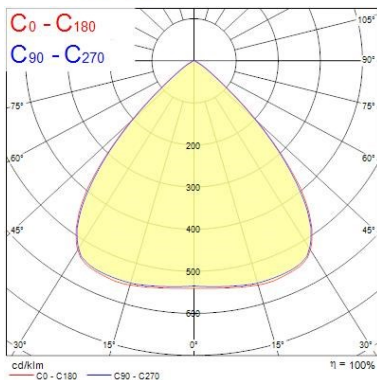
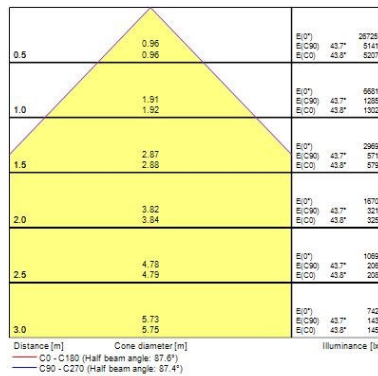
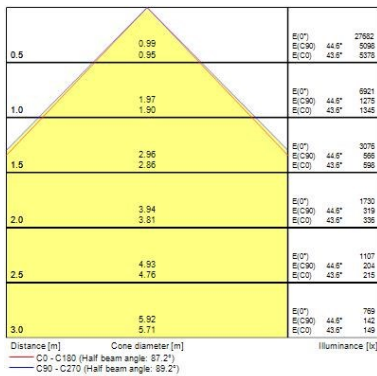
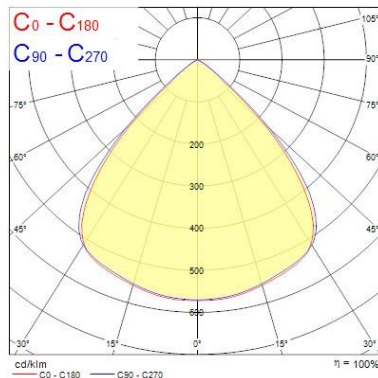
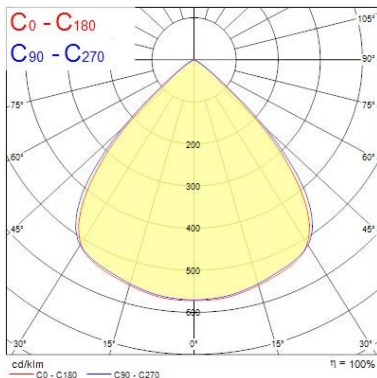
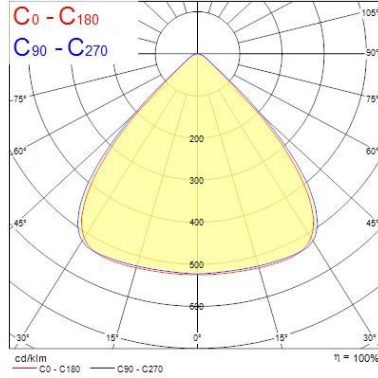
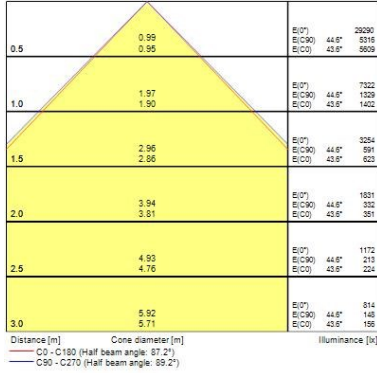
Safety data

Optimal operating condition (°C)	-30-50
----------------------------------	--------

PHOTOMETRY

Start Highbay

START Highbay IP65 1-10V 13000lm 865 WB
0039350



Start Highbay

START Highbay IP65 1-10V 13000lm 865 WB
0039350

TECHNICAL DRAWINGS

