

## SylBatten LED - DALI

SYLBATTEN LED 1205MM 3000LM 4000K DALI (TP5)

0045190



### Product features

- LED batten, T8 replacement, ease of installation through 2 part push-in design of the housing (safety cable included), through wiring capability (TP5 = 5 core), sheet steel, 2812LM, 26W, 108lm/W, 4000K, drive current: 350mA, CRI 80, 138° wide beam angle, DALI dimmable, IP20, IK07, 50,000 hrs (L70), (LxWxH) 1205x66x76mm, 5 step MacAdam ellipse, 3kg, white RAL 9016, Class 1, 220-240V, energy class: A++, A+, A.



### PRODUCT OVERVIEW

Product name	SYLBATTEN LED 1205MM 3000LM 4000K DALI (TP5)
Technology	LED
Housing	Steel
Mount	Ceiling surface mounting
Environment	Internal
General application	Logistics & Industry
ETIM Class	EC000109
E-number FI	4274266
E-number SE	7213423
Warranty	5 years
Fixture luminous flux (lm)	2812
Luminaire efficacy (lm/W)	108.15
LOR (%)	100
Colour temperature (K)	4000
Light colour	Neutral White
CRI (Ra)	80
Colour Variation Initial (SDCM)	SDCM5
Colour Consistency (SDCM)	5
Beam Angle (°)	138
Glare control	< 29
Photobiological Risk Group	RG0
Total power consumption (W)	26
Electrical protection	Class I
Control gear type	Electronic ballast
Control gear mounting	Built-in
Dimmable	Yes
Minimum dimming level (%)	3
LED Flickering Rate	Ultra low (5% or less)
Housing colour	RAL 9016 - Traffic white / Bezel
IP rating	IP20
IK rating	IK07
Product EAN number	5410288451909

## SylBatten LED - DALI

SYLBATTEN LED 1205MM 3000LM 4000K DALI (TP5)

0045190

### DATA TABLE

#### General data

Product name	SYLBATTEN LED 1205MM 3000LM 4000K DALI (TP5)
Technology	LED
Housing	Steel
Mount	Ceiling surface mounting
Environment	Internal
General application	Logistics & Industry
Operating temperature range (°C)	0°C - 25°C
Performance ambient temperature Tq (°C)	25
ETIM Class	EC000109
E-number FI	4274266
E-number SE	7213423
Warranty	5 years

#### Optical data

Fixture luminous flux (lm)	2812
Luminaire efficacy (lm/W)	108.15
LOR (%)	100
Colour temperature (K)	4000
Light colour	Neutral White
CRI (Ra)	80
Colour Variation Initial (SDCM)	SDCM5
Colour Consistency (SDCM)	5
Adjustable chromaticity	N
Beam Angle (°)	138
Distribution type	Symmetric, Direct
Glare control	< 29
Photobiological Risk Group	RG0

#### Electrical data

Total power consumption (W)	26
Mains voltage (V)	220-240V~
Lamp power factor	0.95
THD (at 230 V, 50 Hz, full load, at 100% dimming level) = xx.x %	10
Electrical protection	Class I
Control gear type	Electronic ballast
Control gear mounting	Built-in
Transformer required	Yes
Dimmable	Yes
Minimum dimming level (%)	3
Drive current (mA)	350
Inrush Current (A)	25
Inrush Duration (µs)	177
Glow Wire Test (°C)	850
Nominal Frequency (Hz)	50Hz

## SylBatten LED - DALI

*SYLBATTEN LED 1205MM 3000LM 4000K DALI (TP5)*

0045190

LED Flickering Rate	Ultra low (5% or less)
Max. Luminaires per 10A C Breaker	32
Max. Luminaires per 13A C Breaker	42
Max. Luminaires per 16A C Breaker	53
Max. Luminaires per 20A C Breaker	66

### Lifetime data

Lifespan L70 B50	50000
Lifespan L70 B20	30000
Lifespan L70 B10	15000
Lifespan L80 B50	30000
Lifespan L80 B20	30000
Lifespan L80 B10	15000
Lifespan L90 B50	15000
Lifespan L90 B20	15000
Lifespan L90 B10	15000

### Physical data

Housing colour	RAL 9016 - Traffic white / Bezel
IP rating	IP20
IK rating	IK07
Diffuser finish	Opal
Diffuser material	PC Polycarbonate
Nominal Product Length (mm)	1205
Nominal Product Width (mm)	66
Nominal Product Height (mm)	76
Weight (kg)	2.544

### Packaging

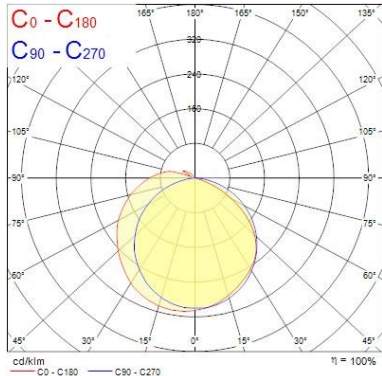
Single packaging type	Carton
Product EAN number	5410288451909
Packaging single length / height (cm)	124.2
Packaging single width (cm)	8.1
Packaging single depth (cm)	9.2
DUN14 (outer)	05410288451909
Units per outer package	1
Packaging outer length / height (cm)	124.2
Packaging outer width (cm)	8.1
Packaging outer depth (cm)	9.2

### Safety data

Optimal operating condition (°C)	0-25
----------------------------------	------

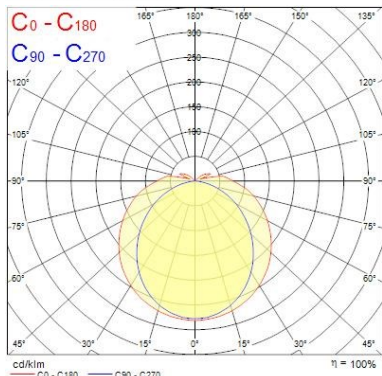
## PHOTOMETRY

## SylBatten LED - DALI SYLBATTEN LED 1205MM 3000LM 4000K DALI (TP5) 0045190



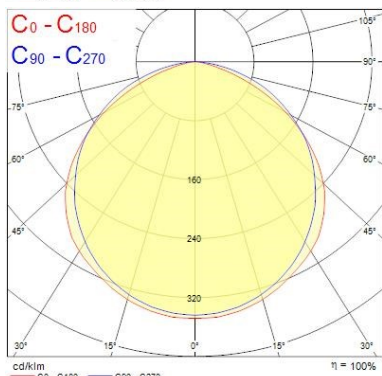
Distance [m]	Cone diameter [m]	E(0°)	E(C90)	E(C0)	Illuminance [lx]
0.5	1.21 2.66	5166	50.4°	458	69
1.0	2.42 5.32	791	50.4°	151	17
1.5	3.63 7.98	385	50.4°	45	3
2.0	4.84 10.64	198	50.4°	25	4
2.5	6.04 13.30	127	50.4°	18	3
3.0	7.25 15.96	88	50.4°	11	2

Distance [m] Cone diameter [m] Illuminance [lx]  
 C0 - C180 (Half beam angle: 138.8°)  
 C90 - C270 (Half beam angle: 100.8°)



Distance [m]	Cone diameter [m]	E(0°)	E(C90)	E(C0)	Illuminance [lx]
0.5	1.53 1.51	3511	55.8°	285	235
1.0	3.06 3.02	578	55.8°	71	74
1.5	4.58 4.53	390	55.8°	32	33
2.0	6.11 6.04	219	55.8°	18	18
2.5	7.64 7.55	140	55.8°	11	12
3.0	9.17 9.07	96	55.8°	8	8

Distance [m] Cone diameter [m] Illuminance [lx]  
 C0 - C180 (Half beam angle: 113.6°)  
 C90 - C270 (Half beam angle: 113.6°)



### TECHNICAL DRAWINGS



Version	L	H1	H2	W	W1
600mm	600	60	120	76	86
1200mm	1200	60	120	76	86
1800mm	1800	60	120	76	86
2400mm PAR	2400	60	120	76	86
3000mm PAR	3000	60	120	76	86

Version	L	H1	H2	W	W1
600mm	600	76	166	76	86
1200mm	1200	76	166	76	86
1800mm	1800	76	166	76	86
2400mm PAR	2400	76	166	76	86
3000mm PAR	3000	76	166	76	86