

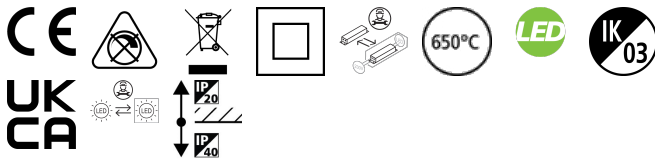
Start Spot Scoop

START SPOT SCOOP 1950LM 940 MB WHITE
0060583



Product features

- Recessed Adjustable Accent Downlight, integrated LED, die cast aluminium body, Ø155mm cut-out, CCT 4000K, SDCM<3, CRI90, 1950lm, total power consumption 20W, resulting in 98lm/W.



PRODUCT OVERVIEW

Product name	START SPOT SCOOP 1950LM 940 MB WHITE
Technology	LED
Housing	Aluminium
Environment	Indoor
General application	Retail
ETIM Class	EC001744
E-number FI	4276980
Warranty	5 years
Fixture luminous flux (lm)	1950
Luminaire efficacy (lm/W)	98
Colour temperature (K)	4000
Light colour	Neutral White
CRI (Ra)	90
Colour Variation Initial (SDCM)	SDCM3
Beam Angle (°)	32
Photobiological Risk Group	RG1
Total power consumption (W)	20
Electrical protection	Class II
Dimmable	No
LED Flickering Rate	Medium (21% - 40%)
Housing colour	RAL 9016 - Traffic white / Bezel
IP rating	IP40/20
IK rating	IK03
Product EAN number	5410288605838

DATA TABLE

General data

Product name	START SPOT SCOOP 1950LM 940 MB WHITE
Technology	LED
Housing	Aluminium
Environment	Indoor

Start Spot Scoop

START SPOT SCOOP 1950LM 940 MB WHITE

0060583

General application	Retail
Operating temperature range (°C)	-10°C - 40°C
Performance ambient temperature Tq (°C)	25
ETIM Class	EC001744
E-number FI	4276980
Warranty	5 years

Optical data

Fixture luminous flux (lm)	1950
Luminaire efficacy (lm/W)	98
Colour temperature (K)	4000
Colour Code	940
Light colour	Neutral White
CRI (Ra)	90
Colour Variation Initial (SDCM)	SDCM3
Beam Angle (°)	32
Photobiological Risk Group	RG1

Electrical data

Total power consumption (W)	20
Current (A)	0.09
Mains voltage (V)	220-240V~
Lamp power factor	0.90
THD (at 230 V, 50 Hz, full load, at 100% dimming level) xx.x %	20.0
Electrical protection	Class II
Dimmable	No
Drive current (mA)	500
Inrush Current (A)	10
Inrush Duration (µs)	150
Glow Wire Test (°C)	650
Nominal Frequency (Hz)	50/60Hz
LED Flickering Rate	Medium (21% - 40%)
Max. Luminaires per 10A C Breaker	33
Max. Luminaires per 13A C Breaker	43
Max. Luminaires per 16A C Breaker	53
Max. Luminaires per 20A C Breaker	66

Lifetime data

Lifespan L70 B50	50000
Lifespan L80 B20	32000
Lifespan L90 B10	15000

Physical data

Housing colour	RAL 9016 - Traffic white / Bezel
IP rating	IP40/20
IK rating	IK03
Diffuser finish	Transparent
Diffuser material	Glass

Start Spot Scoop

START SPOT SCOOP 1950LM 940 MB WHITE
0060583

Nominal Product Length (mm)	167
Nominal Product Width (mm)	167
Nominal Product Height (mm)	140
Cutout Dimensions (W x L in mm or Diameter in mm)	155
Weight (kg)	1.469

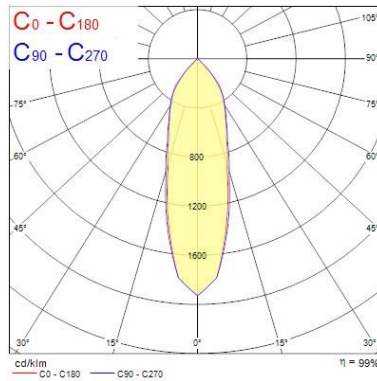
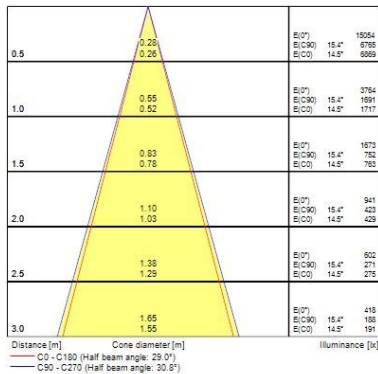
Packaging

Single packaging type	Carton
Product EAN number	5410288605838
Packaging single length / height (cm)	24.1
Packaging single width (cm)	20.0
Packaging single depth (cm)	15.1
DUN14 (outer)	15410288605835
Units per outer package	8
Packaging outer length / height (cm)	49.6
Packaging outer width (cm)	48.2
Packaging outer depth (cm)	33.6

Safety data

Optimal operating condition (°C)	-10-40
----------------------------------	--------

PHOTOMETRY



TECHNICAL DRAWINGS

