

## Beacon Muse 26W

Beacon Muse 26W 4K On-board Dim SM White  
2052876



### Product features

- Integrated LED spotlight, white RAL 9016, unique helix mechanism for adjusting beam angle from a 10° spot to a 65° flood, compact and minimalist design, ideal for museum, gallery and high-end retail applications, die-cast aluminium body, passive cooling heatsink, beam angle: 10° spot to 65° flood, optics: diffuse lens, colour temperature: 4000K neutral white, total system power: 29W, total fixture output: 925lm, LOR: 100%, colour rendering: Ra 97 typical, LED Chromacity: 3 step MacAdam ellipse, lifetime: 50,000 hours at 70% of the original output (L70), energy class: A++, A+, A, IR/UV free light source without heat radiation, operating voltage: 220-240V / 50-60Hz, electronic driver, dimmable via on-board potentiometer, electrical protection: CLASS I, surface mounting plate, ingress protection rating: IP20, suitable for internal environment only, horizontal rotation: 355°, vertical tilt: 90°, lockable positioning using Allen key, dimensions: Ø79x167x85mm, weight: 1.2kg.

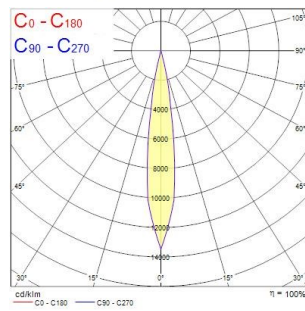
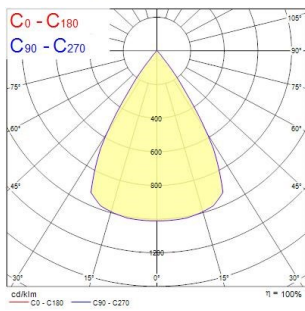
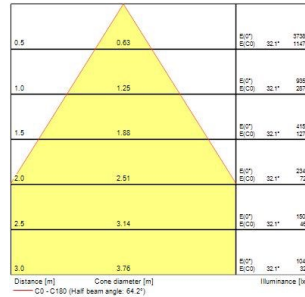
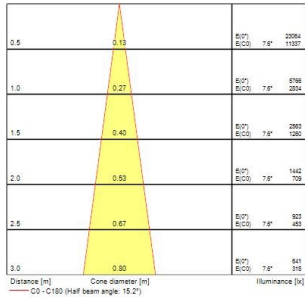


### PRODUCT OVERVIEW

Product name	Beacon Muse 26W 4K On-board Dim SM White
Technology	LED
Housing	Aluminium
Mount	Ceiling surface mounting
Environment	Interior
General application	Museums & Galleries
ETIM Class	EC001744
Fixture luminous flux (lm)	925
LOR (%)	100
Colour temperature (K)	4000
Light colour	Neutral White
CRI (Ra)	97
Colour Consistency (SDCM)	3
Beam Angle (°)	10
Total power consumption (W)	26
Electrical protection	Class I
Control gear type	Electronic ballast
Control gear mounting	Integrated
Housing colour	White
IP rating	IP20
IK rating	IK02
Product EAN number	5025768528769

### PHOTOMETRY

## Beacon Muse 26W Beacon Muse 26W 4K On-board Dim SM White 2052876



## TECHNICAL DRAWINGS

