

## Lynx QE

Lynx QE 38W GR10Q 835  
0025003



### Product features

- 2D shaped Fluorescent lamp with GR10q base, - Uniform distribution of light, - Flat and slim profile, - 4-pin base design with no starter, Average life 10K hrs



## PRODUCT OVERVIEW

Product name	Lynx QE 38W GR10Q 835
Technology	Compact Fluorescent
Watt (Rated) (W)	38
Lamp shape	Other
Type	Lynx QE
Cap/Base	GR10q
Lamp finish	Frosted/Coated
General application	Education, Hospitality, Logistics & Industry, Museums & Galleries, Office, Residential & Consumer, Retail
ETIM Class	EC000087
E-number FI	4940133
E-number SE	8357348
Luminous flux (lm)	2850
Colour temperature (K)	3500
Light colour	White
CRI (Ra)	82
Colour Variation Initial (SDCM)	SDCM5
Photobiological Risk Group	Not applicable
Wattage (W)	38
Product Voltage (V)	110
Dimmable	Yes
Average life (Nominal) (h)	10000
Product EAN number	5410288250038

## DATA TABLE

### General data

Product name	Lynx QE 38W GR10Q 835
Technology	Compact Fluorescent
Watt (Rated) (W)	38

## Lynx QE

*Lynx QE 38W GR10Q 835*

0025003

Lamp shape	Other
Type	Lynx QE
Cap/Base	GR10q
Lamp finish	Frosted/Coated
General application	Education, Hospitality, Logistics & Industry, Museums & Galleries, Office, Residential & Consumer, Retail
ETIM Class	EC000087
E-number FI	4940133
E-number SE	8357348

### Optical data

Luminous flux (lm)	2850
Luminous flux (Rated) (lm)	2850
Ambient temperature for maximum luminous flux (°C)	25
Colour temperature (K)	3500
Light colour	White
Colour Code	835
CRI (Ra)	82
Colour Variation Initial (SDCM)	SDCM5
Adjustable chromaticity	N
Photobiological Risk Group	Not applicable
Rated lumen maint. factor (%) at 4000 h 50Hz	85
Rated lumen maint. factor (%) at 6000 h 50Hz	82
Rated lumen maint. factor (%) at 8000 h 50Hz	80

### Electrical data

Wattage (W)	38
Starting time (max) (s)	<2
Warm-up time to 60% of full light (max) (s)	60
Current (A)	0.355
Product Voltage (V)	110
Ignition voltage (V)	560
Control gear required	Yes
Transformer required	No
Dimmable	Yes
Lamp Energy Label (class)	G
kWh per 1000 hours burning time	42

### Lifetime data

Average life (Nominal) (h)	10000
Average life (Rated) (h)	10000
Rated survival factor (%) at 2000 h 50Hz	98
Rated survival factor (%) at 4000 h 50Hz	98
Rated survival factor (%) at 6000 h 50Hz	94
Rated survival factor (%) at 8000 h 50Hz	88

## Lynx QE

*Lynx QE 38W GR10Q 835*  
0025003

### Physical data

Nominal Product Length (mm)	201
Nominal Product Width (mm)	196
Nominal Product Height (mm)	32
Max. Length base to base (mm) - A	32
Max. Lamp Length (mm) - C/L	203
Max. Lamp Diameter (mm) - D	18.9
Weight (kg)	0.12

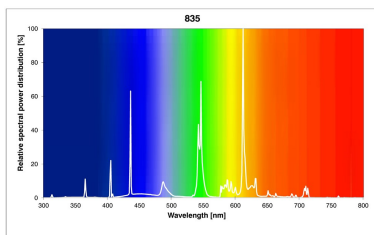
### Packaging

Single packaging type	Carton
Product EAN number	5410288250038
Packaging single length / height (cm)	20.3
Packaging single width (cm)	2.8
Packaging single depth (cm)	20.0
DUN14 (outer)	15410288250035
Units per outer package	10
Packaging outer length / height (cm)	39.7
Packaging outer width (cm)	25.1
Packaging outer depth (cm)	23.8

### Safety data

Lamp mercury content (mg)	3.50
Breakage cleaning instructions	Applicable
Recommendation for disposal at end of life	Applicable
Special purpose lamp	No
Dry applications use only	No
Suitable for household illumination	Yes
Suitable for accent lighting	N/A

## PHOTOMETRY



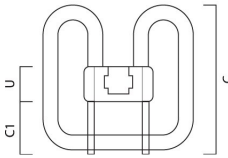
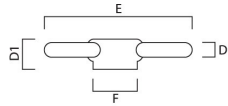
## TECHNICAL DRAWINGS

# SYLVANIA


## Lynx QE

Lynx QE 38W GR10Q 835

0025003



0025003



**38**  
kWh/1000h



2019/2015

# SYLVANIA


Lynx QE

Lynx QE 38W GR10Q 835

0025003



0025003



**38**  
kWh/1000h



2019/2015