

Sylmaster T5 - PA Louvre

FHE 16 2x35W G5
0055723



Product features

- Sylmaster T5 - PA Louvre



PRODUCT OVERVIEW

Product name	FHE 16 2x35W G5
Technology	Fluorescent
Cap/Base	G5
Housing	Steel
Mount	Ceiling surface mounting
Environment	Interior
General application	Education, Hospitality, Office, Retail
ETIM Class	EC002892
E-number SE	7098467
E-number Norway	3306309
Warranty	2 years
Fixture luminous flux (lm)	4620
Luminaire efficacy (lm/W)	59
LOR (%)	70
Light colour	N/A
Total power consumption (W)	78
Electrical protection	Class I
Control gear type	Electronic ballast
Control gear mounting	Integral
Dimmable	No
Housing colour	White
IP rating	IP20
IK rating	IK07
Product EAN number	5410288557236
Light source included	N/A - Not Applicable

DATA TABLE

General data

Product name	FHE 16 2x35W G5
Technology	Fluorescent
Cap/Base	G5
Housing	Steel
Mount	Ceiling surface mounting

Sylmaster T5 - PA Louvre

FHE 16 2x35W G5
0055723

Environment	Interior
General application	Education, Hospitality, Office, Retail
ETIM Class	EC002892
E-number SE	7098467
E-number Norway	3306309
Warranty	2 years

Optical data

Fixture luminous flux (lm)	4620
Luminaire efficacy (lm/W)	59
LOR (%)	70
Light colour	N/A
Adjustable chromaticity	N

Electrical data

Total power consumption (W)	78
Mains voltage (V)	220-240V~
Electrical protection	Class I
Control gear type	Electronic ballast
Control gear mounting	Integral
Transformer required	Yes
Dimmable	No
Glow Wire Test (°C)	960
Nominal Frequency (Hz)	50/60Hz

Physical data

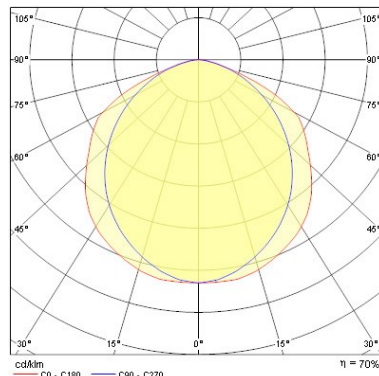
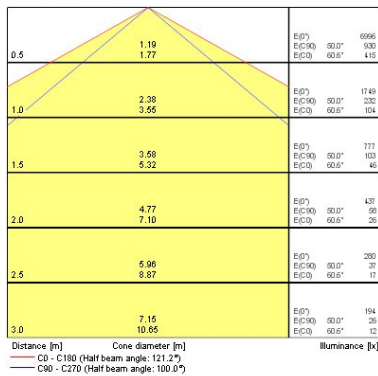
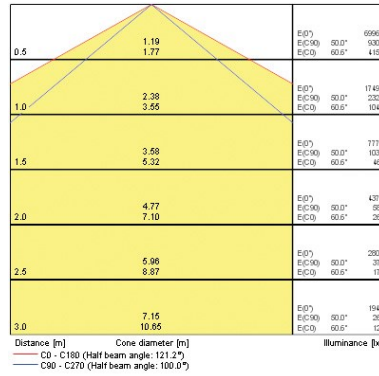
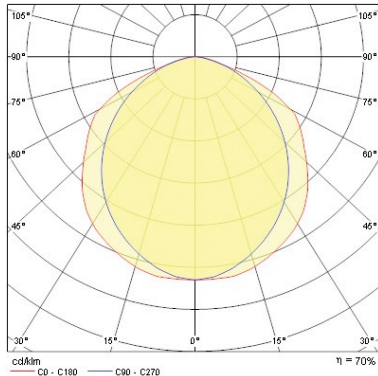
Housing colour	White
IP rating	IP20
IK rating	IK07
Nominal Product Length (mm)	1550
Nominal Product Width (mm)	202
Nominal Product Height (mm)	85
Weight (kg)	4.58

Packaging

Single packaging type	Carton
Product EAN number	5410288557236
Packaging single length / height (cm)	155.0
Packaging single width (cm)	9.0
Packaging single depth (cm)	21.0
DUN14 (outer)	05410288557236
Units per outer package	1
Packaging outer length / height (cm)	155.0
Packaging outer width (cm)	9.0
Packaging outer depth (cm)	21.0

PHOTOMETRY

Sylmaster T5 - PA Louvre FHE 16 2x35W G5 0055723



TECHNICAL DRAWINGS

Dimensions [mm]

Long.	L	H	F	Mount Height
1500	150	20	85	100
2400	150	20	85	100

