

SHP-S Super SHP-S 250W E40 SLV 0020715



Product features

- High pressure sodium, 250W, E40 base, CCT 2050K, Flux of 30000lm, Average rated life 32000Hrs



PRODUCT OVERVIEW

Product name	SHP-S 250W E40 SLV
Technology	HID
Watt (Rated) (W)	255
Type	SHP-S
Cap/Base	E40
Lamp finish	Frosted/Coated
Fixture rating	Open
General application	Logistics & Industry
ETIM Class	EC000821
E-number FI	4845562
E-number SE	8358115
E-number Norway	3824154
Luminous flux (lm)	30000
Colour temperature (K)	2050
CRI (Ra)	20
Colour Variation Initial (SDCM)	N/A
Photobiological Risk Group	Not applicable
Wattage (W)	255
Product Voltage (V)	100
Dimmable	No
Average life (Nominal) (h)	32000
Product EAN number	5410288207155

DATA TABLE

General data

Product name	SHP-S 250W E40 SLV
Technology	HID
Watt (Rated) (W)	255
Type	SHP-S
Cap/Base	E40
Lamp finish	Frosted/Coated
Fixture rating	Open
General application	Logistics & Industry
ETIM Class	EC000821

SHP-S Super

SHP-S 250W E40 SLV
0020715

E-number FI	4845562
E-number SE	8358115
E-number Norway	3824154

Optical data

Luminous flux (lm)	30000
Luminous flux (Rated) (lm)	31000
Ambient temperature for maximum luminous flux (°C)	25
Colour temperature (K)	2050
CRI (Ra)	20
Colour Variation Initial (SDCM)	N/A
Adjustable chromaticity	N
Photobiological Risk Group	Not applicable
Rated lumen maint. factor (%) at 4000 h 50Hz	96
Rated lumen maint. factor (%) at 6000 h 50Hz	94
Rated lumen maint. factor (%) at 8000 h 50Hz	93
Rated lumen maint. factor (%) at 12000 h 50Hz	91
Rated lumen maint. factor (%) at 16000 h 50Hz	90
Rated lumen maint. factor (%) at 20000 h 50Hz	89

Electrical data

Wattage (W)	255
Current (A)	2.95
Product Voltage (V)	100
Control gear required	Yes
Transformer required	No
Dimmable	No
Lamp Energy Label (class)	F
kWh per 1000 hours burning time	281

Lifetime data

Average life (Nominal) (h)	32000
Average life (Rated) (h)	32000
Life T90	16000
Rated survival factor (%) at 2000 h 50Hz	100
Rated survival factor (%) at 4000 h 50Hz	100
Rated survival factor (%) at 6000 h 50Hz	99
Rated survival factor (%) at 8000 h 50Hz	99
Rated survival factor (%) at 12000 h 50Hz	96
Rated survival factor (%) at 16000 h 50Hz	90
Rated survival factor (%) at 20000 h 50Hz	82

SHP-S Super

SHP-S 250W E40 SLV
0020715

Physical data

Nominal Product Length (mm)	227
Nominal Product Diameter (mm)	91
Max. Lamp Diameter (mm) - D	91
Weight (kg)	0.147

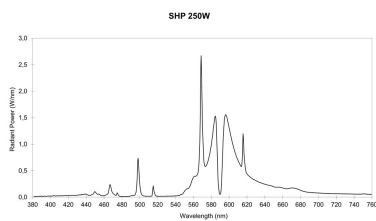
Packaging

Single packaging type	Carton
Product EAN number	5410288207155
Packaging single length / height (cm)	25.0
Packaging single width (cm)	9.0
Packaging single depth (cm)	9.0
DUN14 (outer)	15410288207152
Units per outer package	12
Packaging outer length / height (cm)	38.0
Packaging outer width (cm)	28.0
Packaging outer depth (cm)	28.0

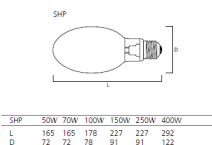
Safety data

Lamp mercury content (mg)	21.60
Breakage cleaning instructions	Applicable
Recommendation for disposal at end of life	Applicable
Special purpose lamp	No
Suitable for household illumination	No

PHOTOMETRY

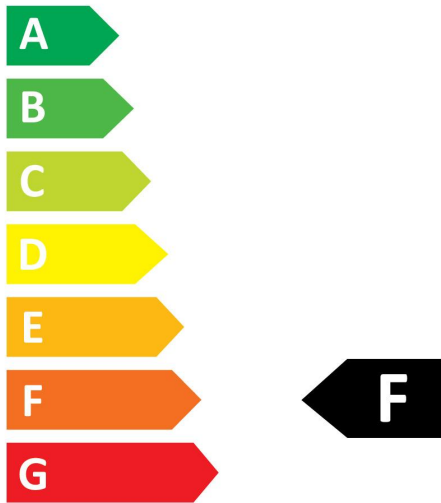


TECHNICAL DRAWINGS



SYLVANIA

SHP-S Super
SHP-S 250W E40 SLV
0020715



250
kWh/1000h



SYLVANIA

SHP-S Super
SHP-S 250W E40 SLV
0020715



0020715



250
kWh/1000h



2019/2015