

## SHP-T Basic Plus

*Shp-T 250w Basic Plus E40*  
0020848



### PRODUCT OVERVIEW

|                                 |                           |
|---------------------------------|---------------------------|
| Product name                    | Shp-T 250w Basic Plus E40 |
| Technology                      | HID                       |
| Watt (Rated) (W)                | 250.00                    |
| Lamp shape                      | Tubular shape             |
| Type                            | SHP-T                     |
| Cap/Base                        | E40                       |
| Lamp finish                     | Clear                     |
| Fixture rating                  | Open                      |
| General application             | Logistics & Industry      |
| ETIM Class                      | EC000821                  |
| E-number FI                     | 4844465                   |
| Luminous flux (lm)              | 33000                     |
| Colour temperature (K)          | 2000                      |
| CRI (Ra)                        | 20                        |
| Colour Variation Initial (SDCM) | N/A                       |
| Photobiological Risk Group      | Not applicable            |
| Wattage (W)                     | 250.00                    |
| Product Voltage (V)             | 100                       |
| Dimmable                        | No                        |
| Average life (Nominal) (h)      | 32000                     |
| Product EAN number              | 5410288208480             |

### DATA TABLE

#### General data

|                     |                           |
|---------------------|---------------------------|
| Product name        | Shp-T 250w Basic Plus E40 |
| Technology          | HID                       |
| Watt (Rated) (W)    | 250.00                    |
| Lamp shape          | Tubular shape             |
| Type                | SHP-T                     |
| Cap/Base            | E40                       |
| Lamp finish         | Clear                     |
| Fixture rating      | Open                      |
| General application | Logistics & Industry      |
| ETIM Class          | EC000821                  |
| E-number FI         | 4844465                   |

## SHP-T Basic Plus

*Shp-T 250w Basic Plus E40*  
0020848

### Optical data

|  |                |
|--|----------------|
| Luminous flux (lm)                                 | 33000          |
| Luminous flux (Rated) (lm)                         | 33000          |
| Ambient temperature for maximum luminous flux (°C) | 25             |
| Colour temperature (K)                             | 2000           |
| CRI (Ra)   | 20             |
| Colour Variation Initial (SDCM)                    | N/A            |
| Adjustable chromaticity                            | N              |
| Photobiological Risk Group                         | Not applicable |
| Rated lumen maint. factor (%) at 4000 h 50Hz       | 96             |
| Rated lumen maint. factor (%) at 6000 h 50Hz       | 95             |
| Rated lumen maint. factor (%) at 8000 h 50Hz       | 93             |
| Rated lumen maint. factor (%) at 12000 h 50Hz      | 90             |
| Rated lumen maint. factor (%) at 16000 h 50Hz      | 88             |
| Rated lumen maint. factor (%) at 20000 h 50Hz      | 86             |

### Electrical data

|                                 |        |
|---------------------------------|--------|
| Wattage (W)                     | 250.00 |
| Current (A)                     | 0.003  |
| Product Voltage (V)             | 100    |
| Control gear required           | Yes    |
| Transformer required            | No     |
| Dimmable                        | No     |
| Lamp Energy Label (class)       | E      |
| kWh per 1000 hours burning time | 275    |

### Lifetime data

|   |       |
|---|-------|
| Average life (Nominal) (h)                | 32000 |
| Average life (Rated) (h)                  | 32000 |
| Life T90                                  | 16000 |
| Rated survival factor (%) at 2000 h 50Hz  | 100   |
| Rated survival factor (%) at 4000 h 50Hz  | 99    |
| Rated survival factor (%) at 6000 h 50Hz  | 98    |
| Rated survival factor (%) at 8000 h 50Hz  | 97    |
| Rated survival factor (%) at 12000 h 50Hz | 93    |
| Rated survival factor (%) at 16000 h 50Hz | 90    |
| Rated survival factor (%) at 20000 h 50Hz | 86    |

### Physical data

|                             |     |
|-----------------------------|-----|
| Nominal Product Length (mm) | 250 |
|-----------------------------|-----|

## SHP-T Basic Plus

*Shp-T 250w Basic Plus E40*  
0020848

|                               |       |
|-------------------------------|-------|
| Nominal Product Diameter (mm) | 46    |
| Max. Lamp Diameter (mm) - D   | 47    |
| Weight (kg)                   | 0.132 |

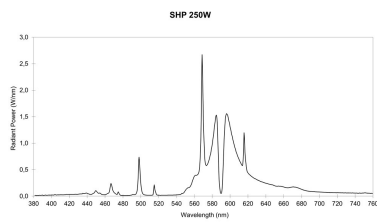
### Packaging

|                                       |                |
|---------------------------------------|----------------|
| Single packaging type                 | Carton         |
| Product EAN number                    | 5410288208480  |
| Packaging single length / height (cm) | 29.9           |
| Packaging single width (cm)           | 4.7            |
| Packaging single depth (cm)           | 4.7            |
| DUN14 (outer)                         | 15410288208487 |
| Units per outer package               | 12             |
| Packaging outer length / height (cm)  | 31.6           |
| Packaging outer width (cm)            | 16.0           |
| Packaging outer depth (cm)            | 22.0           |

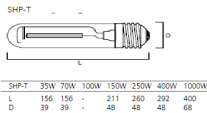
### Safety data

|  |            |
|--|------------|
| Lamp mercury content (mg)                  | 8.00       |
| Breakage cleaning instructions             | Applicable |
| Recommendation for disposal at end of life | Applicable |
| Special purpose lamp                       | No         |
| Suitable for household illumination        | Yes        |

## PHOTOMETRY



## TECHNICAL DRAWINGS



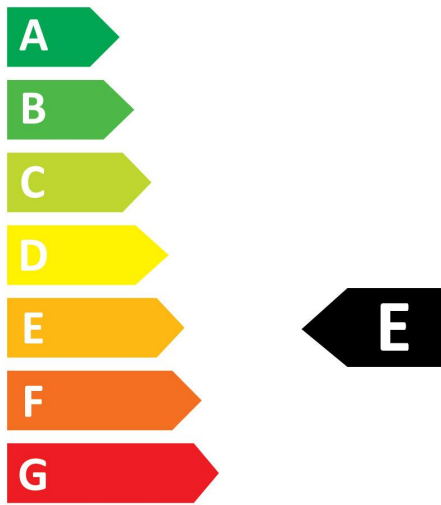
# SYLVANIA

SHP-T Basic Plus  
*Shp-T 250w Basic Plus E40*  
0020848



## SYLVANIA

0020848



**250**  
kWh/1000h



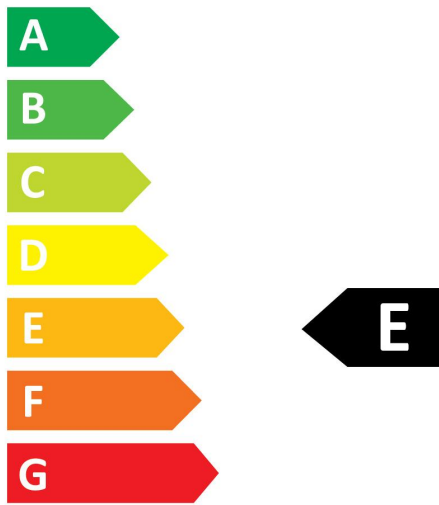
2019/2015

# SYLVANIA

SHP-T Basic Plus  
*Shp-T 250w Basic Plus E40*  
0020848



0020848



**250**  
kWh/1000h



2019/2015