

SYLVANIA



Energy efficient and longer lasting. The perfect solution

START Highbay



START Highbay is an extensive range of high efficiency LED industrial fixtures developed for factory floor production areas, storage warehouses, airports, supermarkets, DIY superstores and large commercial areas.

With a lumen maintenance of L90 B50 - 54,000hrs, a 5 year warranty and energy efficient LED technology - START Highbay can reduce your operational costs and lower your energy consumption.

sylvania-lighting.com

START Highbay



Our START Highbay range offers high efficiency LED industrial fixtures that are long lasting and energy efficient.

It brings significant energy savings and can reduce your operational costs and lower your energy consumption when replacing HID 250-400W fixtures or in any new installation. Luminaire can also be combined with PIR sensor for further energy saving.

Our range provides a fresh light quality to aid productivity whilst also offering a long service lifetime of 54,000 hours (L90B50) and a 5 year warranty. Providing you with peace of mind, as less maintenance is required downtime and disruption are significantly reduced.

START Highbay has been developed to be energy efficient and long lasting; making it the go-to range for both installers and contractors.

Perfect for factory floor production areas, storage warehouses, airports, supermarkets, DIY superstores and large commercial areas.

Features

- High performance: delivers 26,000lm (luminaire lumen output on 200W version), with up to 130lm/W (total system efficiency)
- Compatible with PIR sensor (Code: 2657747) which can control up to 10 luminaires on the 1-10V output
- 3 different lumen packages (13klm, 19.5klm, 26klm) and 2 different beam angles (60° and 90°)
- Available in 1-10V, DALI and SylSmart SSC (Standalone) version
- Low glare value, <25 (90°), <22 (60°) – recommended for industrial application
- Photobiological risk group: RG1
- Operating temperature from – 30 to +50°C
- Available in neutral white (4,000K) and cool white (6,500K) colours
- Additional accessories: shade, mounting brackets for usage in different applications
- MW sensor KIT accessory suitable for use with START Highbay 1-10V types. Mounting bracket (0039353-0039355) is required for installation when using MW KIT. Daylight and movement sensing. Programmable via remote SKU 9048886

Product information

Code	Description	Fixture Power (W)	Luminous Flux (lm)	Efficacy (lm/W)	Beam Angle (°)	Colour Temp (K)	Control Technology	Energy Class
START Highbay								
1-10V								
0039344	START Highbay IP65 1-10V 13000lm 840 MB	100	13000	130	60	4000	1-10V	A++, A+, A
0039345	START Highbay IP65 1-10V 19000lm 840 MB	150	19500	130	60	4000	1-10V	A++, A+, A
0039346	START Highbay IP65 1-10V 26000lm 840 MB	200	26000	130	60	4000	1-10V	A++, A+, A
0039347	START Highbay IP65 1-10V 13000lm 840 WB	100	13000	130	90	4000	1-10V	A++, A+, A
0039348	START Highbay IP65 1-10V 19000lm 840 WB	150	19500	130	90	4000	1-10V	A++, A+, A
0039349	START Highbay IP65 1-10V 26000lm 840 WB	200	26000	130	90	4000	1-10V	A++, A+, A
0039350	START Highbay IP65 1-10V 13000lm 865 WB	100	13000	130	90	6500	1-10V	A++, A+, A
0039351	START Highbay IP65 1-10V 19000lm 865 WB	150	19500	130	90	6500	1-10V	A++, A+, A
0039352	START Highbay IP65 1-10V 26000lm 865 WB	200	26000	130	90	6500	1-10V	A++, A+, A
DALI								
0039362	START Highbay IP65 DALI 13000lm 840 MB	90	11700	130	60	4000	DALI	A++, A+, A
0039363	START Highbay IP65 DALI 19000lm 840 MB	150	19500	130	60	4000	DALI	A++, A+, A
0039364	START Highbay IP65 DALI 26000lm 840 MB	190	24700	130	60	4000	DALI	A++, A+, A
0039365	START Highbay IP65 DALI 13000lm 840 WB	90	11700	130	90	4000	DALI	A++, A+, A
0039366	START Highbay IP65 DALI 19000lm 840 WB	150	19500	130	90	4000	DALI	A++, A+, A
0039367	START Highbay IP65 DALI 26000lm 840 WB	190	24700	130	90	4000	DALI	A++, A+, A
SylSmart SSC - Standalone								
0039459	START Highbay IP65 1-10V 13000lm 840 MB SSC	102	13000	127	60	4000	SYLSMART SSC	A++, A+, A
0039460	START Highbay IP65 1-10V 19000lm 840 MB SSC	152	19500	128	60	4000	SYLSMART SSC	A++, A+, A
0039461	START Highbay IP65 1-10V 26000lm 840 MB SSC	202	26000	129	60	4000	SYLSMART SSC	A++, A+, A
0039462	START Highbay IP65 1-10V 13000lm 840 WB SSC	102	13000	127	90	4000	SYLSMART SSC	A++, A+, A
0039463	START Highbay IP65 1-10V 19000lm 840 WB SSC	152	19500	128	90	4000	SYLSMART SSC	A++, A+, A
0039464	START Highbay IP65 1-10V 26000lm 840 WB SSC	202	26000	129	90	4000	SYLSMART SSC	A++, A+, A

*SSC types are SylSmart enabled

For further details on SylSmart please check our SylSmart brochure

START Highbay



Additional Images



Accessories

Code	Description
0039353	START Highbay Bracket & Arm 13000lm
0039354	START Highbay Bracket & Arm 19000lm
0039355	START Highbay Bracket & Arm 26000lm
0039356	START Highbay ALU Shade 13000/19000lm
0039357	START Highbay ALU Shade 13000/19000lm BLK
0039358	START Highbay PC Shade 13000/19000lm TRN
0039359	START Highbay ALU Shade 26000lm
0039360	START Highbay ALU Shade 26000lm BLK
0039361	START Highbay PC Shade 26000lm TRN
0039328	START Highbay Sensor MW Connection Kit
9048886	START Highbay Remote Control HD02R
9041540	SylSmart HBCOPD17M Sensor+Bracket SSC

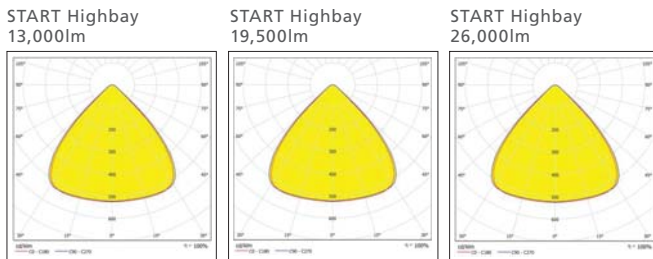


PC lampshade transparent Aluminium Shade Aluminium Shade Black



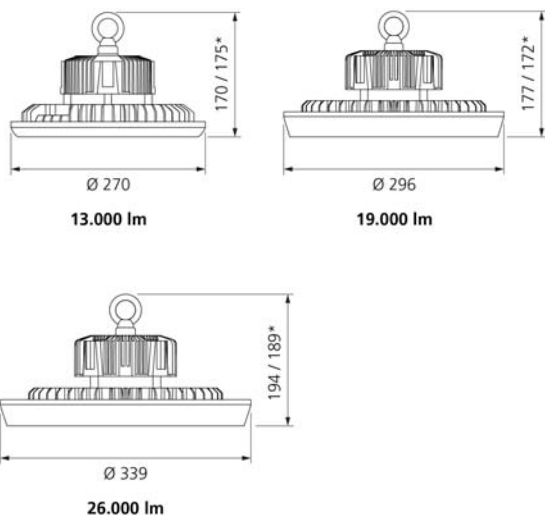
PC lampshade transparent Aluminium Shade Aluminium Shade Black

Photometric Data




Bracket on Product Bracket MW sensor KIT for 1-10V

Dimensions (mm)



*1-10V / DALI





Although every effort has been made to ensure accuracy in the compilation of the technical detail within this publication, specifications and performance data are constantly changing. Current details should therefore be checked with Feilo Sylvania Europe Limited.

Copyright Feilo Sylvania Europe Limited October 2019

sylvania-lighting.com

A Feilo Sylvania Company