

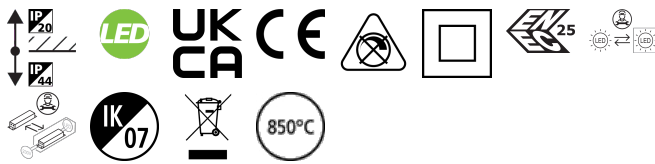
START DOWNLIGHT IP44 175

START Downlight 175 IP44 1525lm 840
0030327



Product features

- Ceiling recessed LED downlight IP44 (from the front), perfect where limited ceiling void is available with only 55mm product depth and 175mm cutout. Ideal replacement for 1x32W/2x18W CFL downlights. The polycarbonate diffuser allows for a wider light distribution and increased spacings between luminaires. Loop in loop out connector allows for quick installation. Die-cast aluminium body, 1525LM, 15W, 102lm/W, 4000K, Driver Current: 390mA, CRI80, 74° beam angle, Non-dimmable LED driver, IP44 from the front, IK07, (HxW) 55x195mm, Class 2, 220-240V



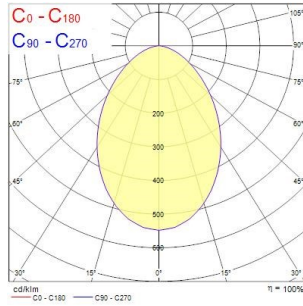
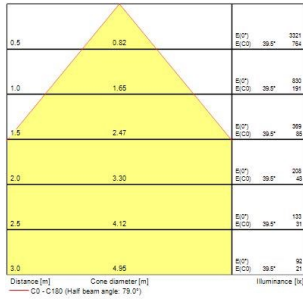
PRODUCT OVERVIEW

Product name	START Downlight 175 IP44 1525lm 840
Technology	LED
Housing	Aluminium
Mount	Ceiling recessed mounting
General application	Hospitality, Logistics & Industry, Office
ETIM Class	EC001744
E-number FI	4278149
Warranty	5 years
Fixture luminous flux (lm)	1525
Luminaire efficacy (lm/W)	102
LOR (%)	100
Colour temperature (K)	4000
CRI (Ra)	80
Colour Variation Initial (SDCM)	SDCM5
Beam Angle (°)	74
Glare control	< 25
Photobiological Risk Group	RG0
Total power consumption (W)	15
Electrical protection	Class II
Control gear type	LED driver constant current
Dimmable	No
LED Flickering Rate	Ultra low (5% or less)
Housing colour	RAL 9003 - Signal white
IP rating	IP44/20
IK rating	IK07
Product EAN number	5410288303277

PHOTOMETRY

START DOWNLIGHT IP44 175

START Downlight 175 IP44 1525lm 840
0030327



TECHNICAL DRAWINGS

