

Start Track Spot Integral

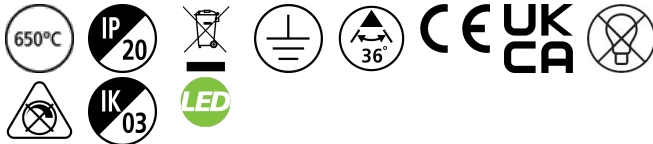
START Track Spot Integral 1500lm 940 MB WB BLK

0005429



Product features

- Integrated LED spotlight, Textured Black - RAL9005, simple and slick integral design with no driver box and without any visible screws, ideal for retail applications, die-cast aluminium body, passive cooling heatsink. Beam angle: 36°, additional lens 64° beam angle included, color temperature: 4000k, total system power: 17W, total fixture output: 1500 lm, LOR: 100%, colour rendering: Ra: 90 typical, IR/UV free light source without heat radiation, operating voltage: 220-240V / 50-60Hz, drive current: 410mA, electronic driver, non-dimmable, ultra low LED flickering rate (5% or less), power factor: >0.90, electrical protection: Class I, Global Track 3 Circuit GA69 adapter suitable for Global trac 3-circuit tracks, ingress protection rating: IP20, suitable for internal environment only, horizontal rotation: 345°, vertical tilt: 90°, dimensions: Ø60x117x248, weight: 0.486kg.



PRODUCT OVERVIEW

Product name	START Track Spot Integral 1500lm 940 MB WB BLK
Technology	LED
Housing	Aluminium
Mount	Track mounting
Environment	Indoor
General application	Retail
ETIM Class	EC001744
E-number FI	4276972
Warranty	5 years
Fixture luminous flux (lm)	1500
Luminaire efficacy (lm/W)	88
Colour temperature (K)	4000
Light colour	Neutral White
CRI (Ra)	90
Colour Variation Initial (SDCM)	SDCM3
Beam Angle (°)	36
Photobiological Risk Group	RG1
Total power consumption (W)	17
Electrical protection	Class I
Dimmable	No
LED Flickering Rate	Ultra low (5% or less)
Housing colour	RAL 9005 - Jet black
IP rating	IP20
IK rating	IK03
Product EAN number	5410288054292

DATA TABLE

General data

Product name	START Track Spot Integral 1500lm 940 MB WB BLK
Technology	LED

Start Track Spot Integral

START Track Spot Integral 1500lm 940 MB WB BLK

0005429

Housing	Aluminium
Mount	Track mounting
Environment	Indoor
General application	Retail
Operating temperature range (°C)	-20°C - 40°C
Performance ambient temperature Tq (°C)	25
ETIM Class	EC001744
E-number FI	4276972
Warranty	5 years

Optical data

Fixture luminous flux (lm)	1500
Luminaire efficacy (lm/W)	88
Colour temperature (K)	4000
Colour Code	940
Light colour	Neutral White
CRI (Ra)	90
Colour Variation Initial (SDCM)	SDCM3
Beam Angle (°)	36
Photobiological Risk Group	RG1

Electrical data

Total power consumption (W)	17
Current (A)	0.077
Mains voltage (V)	220-240V~
Lamp power factor	0.9
THD (at 230 V, 50 Hz, full load, at 100% dimming level) xx.x %	20
Electrical protection	Class I
Dimmable	No
Drive current (mA)	410
Inrush Current (A)	7.4
Inrush Duration (µs)	300
Glow Wire Test (°C)	650
Nominal Frequency (Hz)	50/60Hz
LED Flickering Rate	Ultra low (5% or less)
Max. Luminaires per 10A C Breaker	64
Max. Luminaires per 13A C Breaker	84
Max. Luminaires per 16A C Breaker	103
Max. Luminaires per 20A C Breaker	129
Max. Luminaires per 10A B Breaker	38
Max. Luminaires per 13A B Breaker	50
Max. Luminaires per 16A B Breaker	62
Max. Luminaires per 20A B Breaker	77

Lifetime data

Lifespan L70 B50	50000
Lifespan L80 B50	48100
Lifespan L80 B20	41000

Start Track Spot Integral

START Track Spot Integral 1500lm 940 MB WB BLK
0005429

Lifespan L80 B10	37700
Lifespan L90 B50	19500
Lifespan L90 B20	17000
Lifespan L90 B10	15900

Physical data

Housing colour	RAL 9005 - Jet black
IP rating	IP20
IK rating	IK03
Diffuser finish	Transparent
Diffuser material	PC Polycarbonate
Nominal Product Length (mm)	248
Nominal Product Width (mm)	117
Nominal Product Height (mm)	60
Weight (kg)	0.486

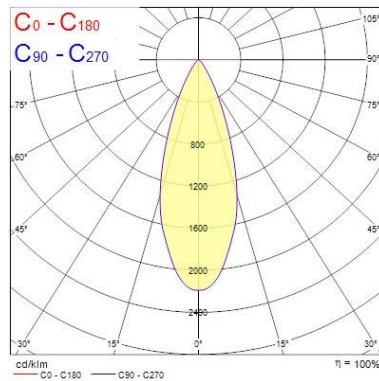
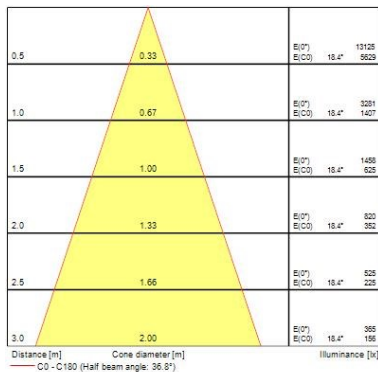
Packaging

Single packaging type	Carton
Product EAN number	5410288054292
Packaging single length / height (cm)	8.5
Packaging single width (cm)	8.5
Packaging single depth (cm)	25.5
DUN14 (outer)	15410288054299
Units per outer package	12
Packaging outer length / height (cm)	36.5
Packaging outer width (cm)	27.5
Packaging outer depth (cm)	27.5

Safety data

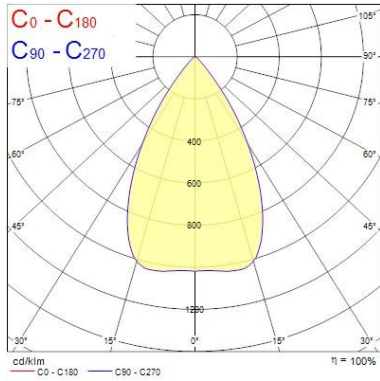
Optimal operating condition (°C)	-20-40
----------------------------------	--------

PHOTOMETRY



Start Track Spot Integral

START Track Spot Integral 1500lm 940 MB WB BLK
0005429



0.5	0.59	E(0°) E(C0)	30.4°	6317 2062
1.0	1.17	E(0°) E(C0)	30.4°	1579 515
1.5	1.76	E(0°) E(C0)	30.4°	702 229
2.0	2.35	E(0°) E(C0)	30.4°	396 123
2.5	2.93	E(0°) E(C0)	30.4°	253 82
3.0	3.52	E(0°) E(C0)	30.4°	175 57

Distance [m] Cone diameter [m] Illuminance [lx]
C0 - C180 (Half beam angle: 60.8°)

TECHNICAL DRAWINGS

