

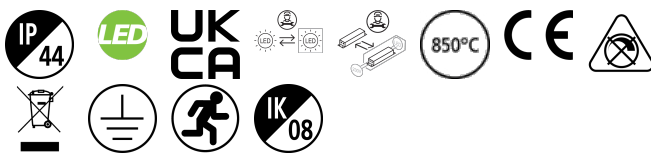
DeltaWing LED - Emergency 3 hour

DELTAWING LED51 EB 4K E3 1200
0044879



Product features

- Low profile surface and suspended LED diffuser luminaire, 1218mm x 200mm, 4000K Neutral White, Electronic, Emergency 3 hour maintained, 5144lm, 53W, lifespan: 55,000 hours L90B10, A++ A+ A



PRODUCT OVERVIEW

Product name	DELTAWING LED51 EB 4K E3 1200
Technology	LED
Cap/Base	N/A
Housing	Steel
Mount	Ceiling surface mounting, Suspended
Environment	Internal
General application	Education, Hospitality, Logistics & Industry, Office, Retail
ETIM Class	EC002892
Warranty	5 years
Fixture luminous flux (lm)	5144
Luminaire efficacy (lm/W)	97.05
LOR (%)	100
Colour temperature (K)	4000
Light colour	Neutral White
CRI (Ra)	80
Colour Consistency (SDCM)	3
Beam Angle (°)	103
Glare control	< 23
Photobiological Risk Group	RG0
Total power consumption (W)	53
Product Voltage (V)	240
Electrical protection	Class I
Control gear type	Electronic ballast
Dimmable	No
Minimum dimming level (%)	99
LED Flickering Rate	Ultra low (5% or less)
Housing colour	White
IP rating	IP44
IK rating	IK08
Product EAN number	5410288448794
Luminous flux (emergency) (lm)	580

DeltaWing LED - Emergency 3 hour DELTAWING LED51 EB 4K E3 1200 0044879

DATA TABLE

General data

Product name	DELTAWING LED51 EB 4K E3 1200
Technology	LED
Cap/Base	N/A
Housing	Steel
Mount	Ceiling surface mounting, Suspended
Environment	Internal
General application	Education, Hospitality, Logistics & Industry, Office, Retail
Operating temperature range (°C)	-10°C - 25°C
Performance ambient temperature Tq (°C)	25
ETIM Class	EC002892
Warranty	5 years

Optical data

Fixture luminous flux (lm)	5144
Luminaire efficacy (lm/W)	97.05
LOR (%)	100
Colour temperature (K)	4000
Light colour	Neutral White
CRI (Ra)	80
Colour Consistency (SDCM)	3
Adjustable chromaticity	N
Beam Angle (°)	103
Glare control	< 23
Photobiological Risk Group	RG0
Emergency duration (h)	3.0

Electrical data

Total power consumption (W)	53
Mains voltage (V)	220-240V~
Product Voltage (V)	240
Lamp power factor	0.95
Electrical protection	Class I
Control gear type	Electronic ballast
Transformer required	Yes
Dimmable	No
Minimum dimming level (%)	99
Drive current (mA)	450
Inrush Current (A)	45
Inrush Duration (µs)	100
Glow Wire Test (°C)	850
Energy Efficiency Class (A->G) of contained light source	C
Nominal Frequency (Hz)	50/60Hz
LED Flickering Rate	Ultra low (5% or less)
Max. Luminaires per 10A C Breaker	31

DeltaWing LED - Emergency 3 hour *DELTAWING LED51 EB 4K E3 1200* 0044879

Max. Luminaires per 16A C Breaker	51
Max. Luminaires per 20A C Breaker	62
Max. Luminaires per 10A B Breaker	19
Max. Luminaires per 16A B Breaker	30
Max. Luminaires per 20A B Breaker	37

Lifetime data

Lifespan L70 B50	100000
Lifespan L80 B20	100000
Lifespan L90 B10	55800

Physical data

Housing colour	White
IP rating	IP44
IK rating	IK08
Diffuser finish	Opal
Diffuser material	PC Polycarbonate
Nominal Product Length (mm)	1218
Nominal Product Width (mm)	200
Nominal Product Height (mm)	85
Weight (kg)	3.6

Packaging

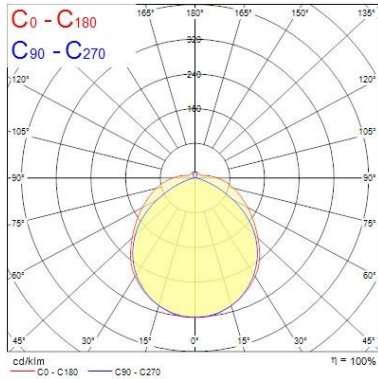
Single packaging type	Carton
Product EAN number	5410288448794
Packaging single length / height (cm)	122.0
Packaging single width (cm)	9.0
Packaging single depth (cm)	22.5
DUN14 (outer)	05410288448794
Units per outer package	1
Packaging outer length / height (cm)	122.0
Packaging outer width (cm)	9.0
Packaging outer depth (cm)	22.5

Safety data

Optimal operating condition (°C)	-10-25
----------------------------------	--------

PHOTOMETRY

DeltaWing LED - Emergency 3 hour DELTAWING LED51 EB 4K E3 1200 0044879

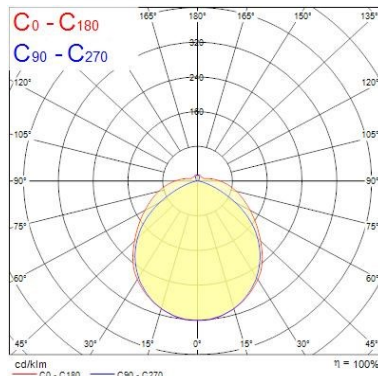


Distance [m]	Cone diameter [m]	E _{0°} [lx]	E _{10°} [lx]	E _{30°} [lx]	E _{45°} [lx]
0.5	1.25 1.44	746	91	89	89
1.0	2.51 2.88	188	23	23	17
1.5	3.76 4.32	85	10	10	8
2.0	5.01 5.76	47	6	6	4
2.5	6.26 7.19	30	4	4	3
3.0	7.52 8.63	21	3	3	2

Distance [m] Cone diameter [m] Illuminance [lx]
C0 - C180 (Half beam angle: 110.4°)
C90 - C270 (Half beam angle: 102.8°)

Distance [m]	Cone diameter [m]	E _{0°} [lx]	E _{10°} [lx]	E _{30°} [lx]	E _{45°} [lx]
0.5	1.25 1.44	809	105	105	81
1.0	2.51 2.88	162	21	21	16
1.5	3.76 4.32	74	10	10	8
2.0	5.01 5.76	41	6	6	4
2.5	6.26 7.19	26	4	4	3
3.0	7.52 8.63	18	3	3	2

Distance [m] Cone diameter [m] Illuminance [lx]
C0 - C180 (Half beam angle: 110.4°)
C90 - C270 (Half beam angle: 102.8°)



TECHNICAL DRAWINGS

