

## T8 Luxline Plus Special Length

F15W/T8/840

0000567

### Product features



### PRODUCT OVERVIEW

Product name	F15W/T8/840
Technology	Fluorescent
Watt (Rated) (W)	15.00
Lamp shape	Tube, double-ended
Type	T8 Luxline Plus Special Length
Cap/Base	G13
Lamp finish	Frosted/Coated
Fixture rating	Open
General application	Education, Hospitality, Logistics & Industry, Museums & Galleries, Office, Retail, Residential & Consumer
ETIM Class	EC000108
E-number FI	4940227
E-number SE	8356574
E-number Norway	3801000
Luminous flux (lm)	950
Colour temperature (K)	4000
Light colour	Cool White
CRI (Ra)	85
Colour Variation Initial (SDCM)	SDCM5
Photobiological Risk Group	Not applicable
Wattage (W)	15.00
Product Voltage (V)	55
Dimmable	Yes
Average life (Nominal) (h)	20000
Product EAN number	5410288005676

### DATA TABLE

#### General data

Product name	F15W/T8/840
Technology	Fluorescent
Watt (Rated) (W)	15.00
Lamp shape	Tube, double-ended

## T8 Luxline Plus Special Length

F15W/T8/840

0000567

Type	T8 Luxline Plus Special Length
Cap/Base	G13
Lamp finish	Frosted/Coated
Fixture rating	Open
General application	Education, Hospitality, Logistics & Industry, Museums & Galleries, Office, Retail, Residential & Consumer
ETIM Class	EC000108
E-number FI	4940227
E-number SE	8356574
E-number Norway	3801000

### Optical data

Luminous flux (lm)	950
Luminous flux (Rated) (lm)	950
Ambient temperature for maximum luminous flux (°C)	25
Colour temperature (K)	4000
Light colour	Cool White
Colour Code	840
CRI (Ra)	85
Colour Variation Initial (SDCM)	SDCM5
Adjustable chromaticity	N
Photobiological Risk Group	Not applicable
Rated lumen maint. factor (%) at 2000 h 50Hz	0.96
Rated lumen maint. factor (%) at 4000 h 50Hz	0.94
Rated lumen maint. factor (%) at 6000 h 50Hz	0.92
Rated lumen maint. factor (%) at 8000 h 50Hz	0.91
Rated lumen maint. factor (%) at 12000 h 50Hz	0.90
Rated lumen maint. factor (%) at 16000 h 50Hz	0.89
Rated lumen maint. factor (%) at 20000 h 50Hz	0.87

### Electrical data

Wattage (W)	15.00
Watt (Rated) - High frequency (W)	13.50
Current (A)	0.310
Product Voltage (V)	55
Control gear required	Yes
Transformer required	No
Dimmable	Yes
Drive current (mA)	310
Lamp Energy Label (class)	G
kWh per 1000 hours burning time	19
Nominal Frequency (Hz)	50Hz

## T8 Luxline Plus Special Length

F15W/T8/840

0000567

### Lifetime data

Average life (Nominal) (h)	20000
Average life (Rated) (h)	20000
Rated survival factor (%) at 2000 h 50Hz	0.99
Rated survival factor (%) at 4000 h 50Hz	0.98
Rated survival factor (%) at 6000 h 50Hz	0.96
Rated survival factor (%) at 8000 h 50Hz	0.94
Rated survival factor (%) at 12000 h 50Hz	0.92
Rated survival factor (%) at 16000 h 50Hz	0.80
Rated survival factor (%) at 20000 h 50Hz	0.50

### Physical data

Nominal Product Length (mm)	450.0
Nominal Product Diameter (mm)	26
Max. Length base to base (mm) - A	437.4
Length base to pin Min-Max (mm) - B	442.1-444.5
Max. Lamp Length (mm) - C/L	451.6
Max. Lamp Diameter (mm) - D	28.0
Weight (kg)	0.063

### Packaging

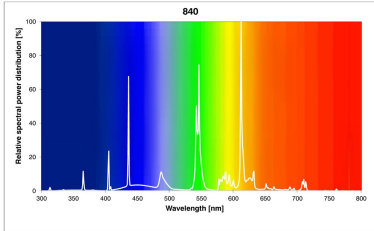
Single packaging type	Carton
Product EAN number	5410288005676
Packaging single length / height (cm)	45.2
Packaging single width (cm)	2.9
Packaging single depth (cm)	2.8
DUN14 (outer)	15410288005673
Units per outer package	25
Packaging outer length / height (cm)	48.0
Packaging outer width (cm)	15.5
Packaging outer depth (cm)	15.0

### Safety data

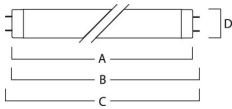
Lamp mercury content (mg)	2.80
Breakage cleaning instructions	Applicable
Recommendation for disposal at end of life	Applicable
Special purpose lamp	No
Suitable for household illumination	Yes

## PHOTOMETRY


## T8 Luxline Plus Special Length F15W/T8/840 0000567



### TECHNICAL DRAWINGS



0000567



**15**  
kWh/1000h



2019/2015

# SYLVANIA


T8 Luxline Plus Special Length

F15W/T8/840

0000567



0000567



**15**  
kWh/1000h



2019/2015