


SHP-S TwinArc

SHP-S 35W TWINARC E27 SLV
0020720



PRODUCT OVERVIEW

| | |
|---------------------------------|---------------------------|
| Product name | SHP-S 35W TWINARC E27 SLV |
| Technology | HID |
| Watt (Rated) (W) | 35 |
| Type | SHP-S |
| Cap/Base | E27 |
| Lamp finish | Frosted/Coated |
| Fixture rating | Open |
| General application | Logistics & Industry |
| ETIM Class | EC000821 |
| E-number FI | 4844450 |
| Luminous flux (lm) | 2100 |
| Colour temperature (K) | 2050 |
| CRI (Ra) | 20 |
| Colour Variation Initial (SDCM) | N/A |
| Photobiological Risk Group | Not applicable |
| Wattage (W) | 35 |
| Product Voltage (V) | 90 |
| Dimmable | No |
| Average life (Nominal) (h) | 40000 |
| Product EAN number | 5410288207209 |

DATA TABLE

General data

| | |
|---------------------|---------------------------|
| Product name | SHP-S 35W TWINARC E27 SLV |
| Technology | HID |
| Watt (Rated) (W) | 35 |
| Type | SHP-S |
| Cap/Base | E27 |
| Lamp finish | Frosted/Coated |
| Fixture rating | Open |
| General application | Logistics & Industry |
| ETIM Class | EC000821 |
| E-number FI | 4844450 |

SHP-S TwinArc

SHP-S 35W TWINARC E27 SLV

0020720

Optical data

| | |
|--|----------------|
| Luminous flux (lm) | 2100 |
| Luminous flux (Rated) (lm) | 2100 |
| Ambient temperature for maximum luminous flux (°C) | 25 |
| Colour temperature (K) | 2050 |
| CRI (Ra) | 20 |
| Colour Variation Initial (SDCM) | N/A |
| Adjustable chromaticity | N |
| Photobiological Risk Group | Not applicable |
| Rated lumen maint. factor (%) at 4000 h 50Hz | 96 |
| Rated lumen maint. factor (%) at 6000 h 50Hz | 94 |
| Rated lumen maint. factor (%) at 8000 h 50Hz | 93 |
| Rated lumen maint. factor (%) at 12000 h 50Hz | 91 |
| Rated lumen maint. factor (%) at 16000 h 50Hz | 90 |
| Rated lumen maint. factor (%) at 20000 h 50Hz | 89 |

Electrical data

| | |
|---------------------------------|------|
| Wattage (W) | 35 |
| Current (A) | 0.49 |
| Product Voltage (V) | 90 |
| Control gear required | Yes |
| Transformer required | No |
| Dimmable | No |
| Lamp Energy Label (class) | G |
| kWh per 1000 hours burning time | 39 |

Lifetime data

| | |
|---|-------|
| Average life (Nominal) (h) | 40000 |
| Average life (Rated) (h) | 40000 |
| Life T90 | 21000 |
| Rated survival factor (%) at 2000 h 50Hz | 100 |
| Rated survival factor (%) at 4000 h 50Hz | 100 |
| Rated survival factor (%) at 6000 h 50Hz | 100 |
| Rated survival factor (%) at 8000 h 50Hz | 99 |
| Rated survival factor (%) at 12000 h 50Hz | 98 |
| Rated survival factor (%) at 16000 h 50Hz | 95 |
| Rated survival factor (%) at 20000 h 50Hz | 91 |

Physical data

| | |
|-------------------------------|-----|
| Nominal Product Length (mm) | 165 |
| Nominal Product Diameter (mm) | 72 |

SHP-S TwinArc

SHP-S 35W TWINARC E27 SLV

0020720

| | |
|-----------------------------|------|
| Max. Lamp Diameter (mm) - D | 72 |
| Weight (kg) | 0.06 |

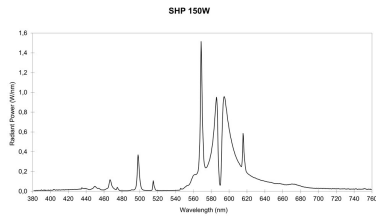
Packaging

| | |
|---------------------------------------|----------------|
| Single packaging type | Carton |
| Product EAN number | 5410288207209 |
| Packaging single length / height (cm) | 16.5 |
| Packaging single width (cm) | 7.0 |
| Packaging single depth (cm) | 7.0 |
| DUN14 (outer) | 15410288207206 |
| Units per outer package | 40 |
| Packaging outer length / height (cm) | 42.0 |
| Packaging outer width (cm) | 35.0 |
| Packaging outer depth (cm) | 36.0 |

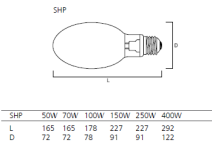
Safety data

| | |
|--|------------|
| Lamp mercury content (mg) | 11.3 |
| Breakage cleaning instructions | Applicable |
| Recommendation for disposal at end of life | Applicable |
| Special purpose lamp | No |
| Suitable for household illumination | No |

PHOTOMETRY



TECHNICAL DRAWINGS



SYLVANIA

SHP-S TwinArc
SHP-S 35W TWINARC E27 SLV
0020720



35
kWh/1000h



2019/2015

SYLVANIA

SHP-S TwinArc
SHP-S 35W TWINARC E27 SLV
0020720



0020720



35
kWh/1000h



2019/2015