

## SylBatten LED - DALI

SYLBATTEN LED 1505MM 4000LM 4000K DALI (TP6) E3

0045210



### Product features

- LED batten, T8 replacement, ease of installation through 2 part push-in design of the housing (safety cable included), through wiring capability (TP6 = 6 core), sheet steel, 4189LM, 39W, 107lm/W, 4000K, drive current: 350mA, CRI 80, 138° wide beam angle, DALI dimmable, integral 3 hour maintained emergency, IP20, IK07, 50,000 hrs (L70), (LxWxH) 1505x66x76mm, 5 step MacAdam ellipse, 3.7kg, white RAL 9016, Class 1, 220-240V, energy class: A++, A+, A.



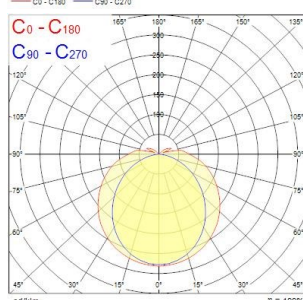
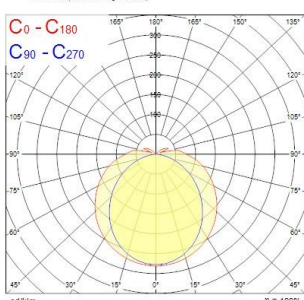
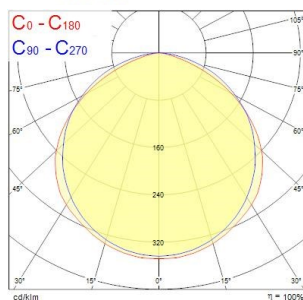
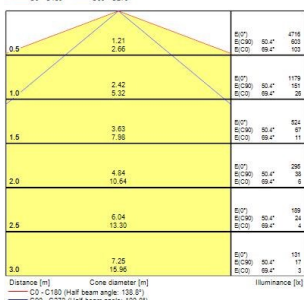
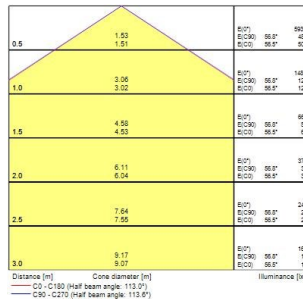
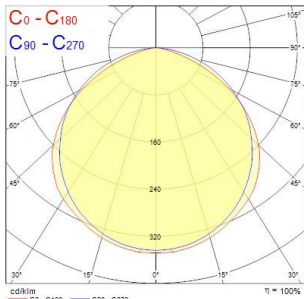
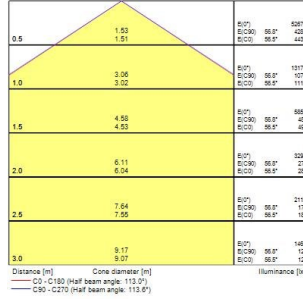
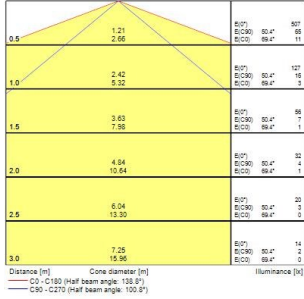
### PRODUCT OVERVIEW

Product name	SYLBATTEN LED 1505MM 4000LM 4000K DALI (TP6) E3
Technology	LED
Housing	Steel
Mount	Ceiling surface mounting
Environment	Internal
General application	Logistics & Industry
ETIM Class	EC000109
Warranty	5 years
Fixture luminous flux (lm)	4189
Luminaire efficacy (lm/W)	99.73
LOR (%)	100
Colour temperature (K)	4000
Light colour	Neutral White
CRI (Ra)	80
Colour Variation Initial (SDCM)	SDCM5
Colour Consistency (SDCM)	5
Beam Angle (°)	138
Glare control	< 29
Photobiological Risk Group	RG0
Luminous flux (emergency) (lm)	450
Total power consumption (W)	42
Electrical protection	Class I
Control gear type	Electronic ballast
Control gear mounting	Built-in
Dimmable	Yes
Minimum dimming level (%)	3
LED Flickering Rate	Medium (21% - 40%)
Housing colour	RAL 9016 - Traffic white / Bezel
IP rating	IP20
IK rating	IK07
Product EAN number	5410288452104

## SylBatten LED - DALI

SYLBATTEN LED 1505MM 4000LM 4000K DALI (TP6) E3  
0045210

### PHOTOMETRY



### TECHNICAL DRAWINGS

