



Tuning your perception



Concord Beacon Muse Tune

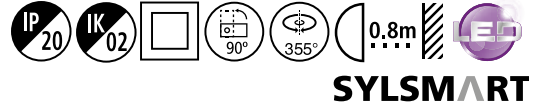
Beacon Muse Tune combines tuneable colour temperature and beam angle adjustment in a single fitting, further developing the award winning Beacon range from Concord.

Combining cutting-edge LED technology and ancient lens principles to create a fully adjustable spotlight, the unique soft-touch ring enables the end-user to manually adjust the beam from a wide

flood (40°) down to a tight spot (10°); without the need of any additional lenses or reflectors.

Additionally the colour tuning functionality allows colour temperature selection from a cool 4,300K to a warm 2,100K to tailor the lit effect to match the exact requirements of the exhibition or gallery display space.

Concord Beacon Muse Tune



Features

- Stylish combination of tuneable colour temperature and adjustable beam angle
- Tuneable white from 4,300K down to 2,100K
- Unique adjustability using soft-touch ring, enables beam control from a tight 10° spot to a 40° flood
- On-board dimming potentiometer, DALI (version 8 protocol) or Wireless - SylSmart SSC versions available
- High colour rendering index, Ra90
- For mounting on 1-circuit track (Lytespan 1) or 3-circuit track (Lytespan 3). DALI L3 only
- Snap fit accessories (Elongation lens, Honeycomb filter and Snoot)
- Monopoint accessory available for surface mounting
- IR/UV free light source without heat radiation
- Long lifetime: >70,000 hours life at 70% of original output (L70B50)
- LED technology provides an energy efficient solution with reduced maintenance costs

Product information

Code	Description	Fixture Power (W)	Beam Angle (°)	Colour Temp (K)	Control Technology	Energy Class
Beacon Muse Tune						
On Board Dimming						
2059762	MUSE TUNE 90 L1 O/B BLK	21	Adjustable 10° through to 40°	2100 - 4300	On-board Dimming Potentiometer	A++,A+
2059763	MUSE TUNE 90 L1 O/B WHT	21	Adjustable 10° through to 40°	2100 - 4300	On-board Dimming Potentiometer	A++,A+
2059766	MUSE TUNE 90 L3 O/B BLK	21	Adjustable 10° through to 40°	2100 - 4300	On-board Dimming Potentiometer	A++,A+
2059767	MUSE TUNE 90 L3 O/B WHT	21	Adjustable 10° through to 40°	2100 - 4300	On-board Dimming Potentiometer	A++,A+
DALI Dimming						
2059768	MUSE TUNE 90 L3 DALI BLK	21	Adjustable 10° through to 40°	2100 - 4300	DALI Dimmable	A++,A+
2059769	MUSE TUNE 90 L3 DALI WHT	21	Adjustable 10° through to 40°	2100 - 4300	DALI Dimmable	A++,A+
Wireless - SylSmart SSC						
2059764	MUSE TUNE 90 L1 SSC01 BLK	21	Adjustable 10° through to 40°	2100 - 4300	Wireless - SylSmart SSC	A++,A+
2059765	MUSE TUNE 90 L1 SSC01 WHT	21	Adjustable 10° through to 40°	2100 - 4300	Wireless - SylSmart SSC	A++,A+
2059770	MUSE TUNE 90 L3 SSC01 BLK	21	Adjustable 10° through to 40°	2100 - 4300	Wireless - SylSmart SSC	A++,A+
2059771	MUSE TUNE 90 L3 SSC01 WHT	21	Adjustable 10° through to 40°	2100 - 4300	Wireless - SylSmart SSC	A++,A+

Legend: MUSE TUNE = Beacon MUSE TUNE; OB = On-Board dimming; DALI = DALI Dimming; SSC01 = Wireless - SylSmart SSC; L1 = Lytespan 1-circuit; L3 = Lytespan 3-circuit; WHT = WHITE; BLK = BLACK


Additional Images



Manual tune - black

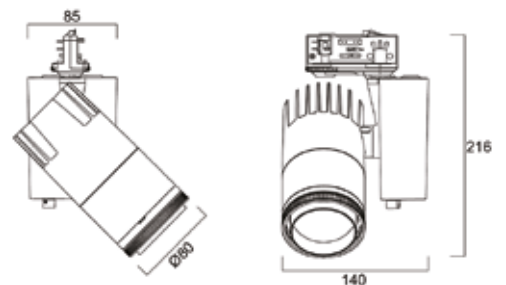


Manual tune - white

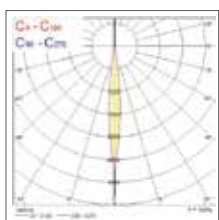


Side profile


Dimensions (mm)



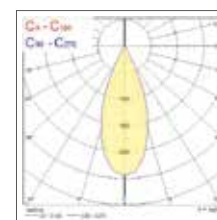
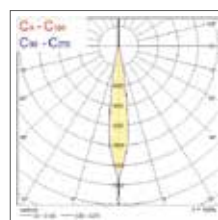
Photometric Data



Narrow 2,100K



Medium 2,100K



Wide 2,100K



Concord Beacon Muse Tune

Accessories

Code	Description	Optics	Mounting	Paint Finish
2059758	BEACON SNOOT BLK	Snoot	-	Black
2059760	MUSE II ELONGATION LENS	Elongation Lens	-	-
2059761	MUSE II HONEYCOMB BLK	Honeycomb Filter	-	Black
2052940	MUSE II BARN DOORS	Elongation Lens	-	-
2059759	MUSE II SOFTENER LENS	Honeycomb Filter	-	Black
3020010	MONOPOINT L3 WHITE	-	Surface Mount - for Lytespan 3	White
3020080	MONOPOINT L3 BLACK	-	Surface Mount - for Lytespan 3	Black

Monopoint White



Monopoint Black



Snoot



Elongation Lens



Honeycomb Filter



Barn Doors



Softener Lens



SylSmart Standalone Scene

It is a wireless, cost effective and flexible lighting control solution that can be programmed quickly and easily using the intuitive application on a smartphone..

SylSmart Standalone Scene enable users to change lighting levels and set different scenes as often as they like. No need to call specialised experts.

Creativity is at your finger tips. Have the perfect light setting for your application, product or art piece on display. Change dimming levels, colour temperature and set scenes exactly how you need them with very little effort.

Finite Adjustment

Beacon Muse Tune is the ultimate adjustable spotlight based on the award winning Beacon Muse. With its tuneable white LEDs which take you on a journey from warm to icy cool white, adding a sense of drama to your display.

Colour tuning can be done in either of two ways manual operation via adjustable potentiometers located at the base of the spotlight. Or wirelessly via your smartphone using our SylSmart enabled app.

For further information please visit our website:
<http://www.feilosylvania.com/en-int/solutions-services/sylsmart>



Beam angle adjustment



SylSmart (wireless)



SylSmart Tune - Black



SylSmart Tune - white

Concord Beacon Muse Tune

Adjustable colour temperatures



Warm white



Neutral white



Cool white

Lighting Scale



2100K



3000K



4300K

