

Insaver LED II 150

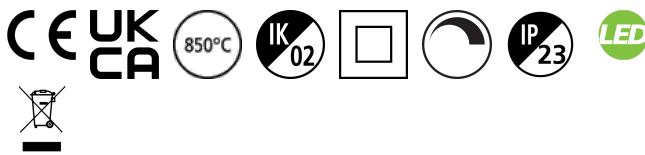
Insaver LED II 150 Low Output WW 1-10

3098102



Product features

- Circular LED downlight with up to 114lm/W efficacy and 2,400 luminaire lumen output. Innovative easy installation system allows for a rapid, single point installation. For 150mm cut outs. IP44 or UGR<19 compliant with additional accessories. 3 hour emergency and surface mounted versions available. Plus3 version includes Wieland GST connector.

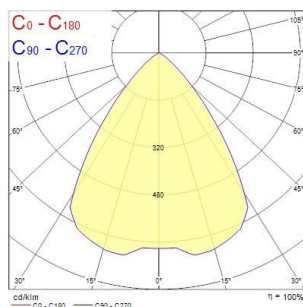
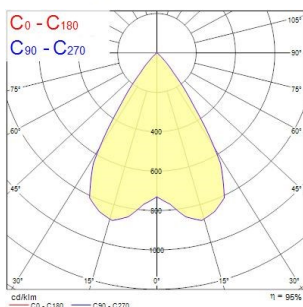
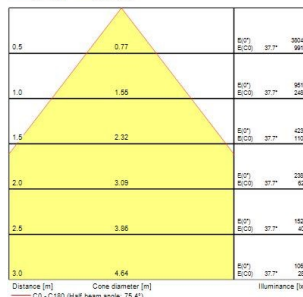
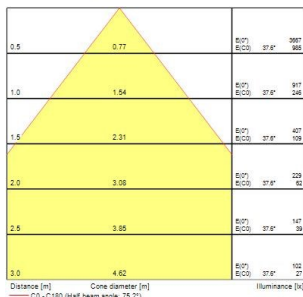
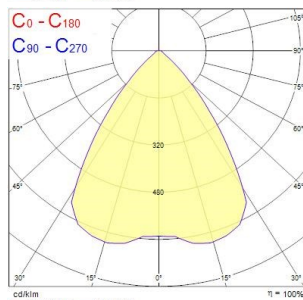
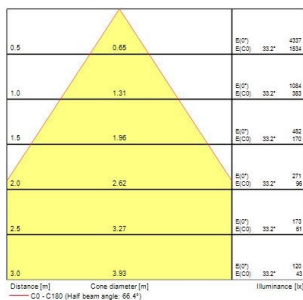
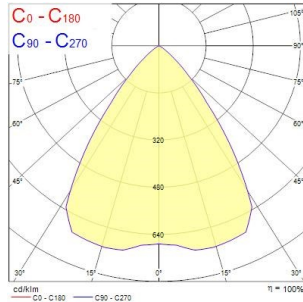
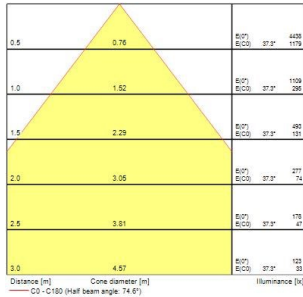


PRODUCT OVERVIEW

Product name	Insaver LED II 150 Low Output WW 1-10
Technology	LED
Housing	AGC (advanced graphite composite)
Mount	Ceiling recessed mounting
Environment	Internal
General application	Office
ETIM Class	EC001744
E-number FI	4271285
E-number SE	7464703
Warranty	5 years
Fixture luminous flux (lm)	1650
Luminaire efficacy (lm/W)	97
LOR (%)	100
Colour temperature (K)	3000
CRI (Ra)	80
Colour Consistency (SDCM)	3
Beam Angle (°)	76
Glare control	< 19
Photobiological Risk Group	RG1
Total power consumption (W)	17
Electrical protection	Class II
Control gear type	Electronic ballast
Dimmable	Yes
Housing colour	White
IP rating	IP23
IK rating	IK02
Product EAN number	8711971981022

PHOTOMETRY

Insaver LED II 150 Insaver LED II 150 Low Output WW 1-10 3098102



TECHNICAL DRAWINGS

