

## START Panel IP54 600x600


START PANEL IP54 MLTPWR 600 5100LM 840

0047991



### Product features

- START Panel IP54 is a range of recessed integrated LED panels for general indoor lighting applications such as breakout areas, offices and meeting rooms. With the help of DIP Switch multiple lumen outputs can be set up in 8 steps (13W 1825lm, 16W 2275lm, 19W 2750lm, 22W 3200lm, 26W 3750lm, 29W 4200lm, 32W 4650lm, 35W 5100lm). Max. drive current: 165mA; Max. power: 35W; Average lifespan: 100.000Hrs; 4000K; CRI 80; Efficacy up to: 146Lm/W; Fixture lumen up to: 5100lm; IK03; IP44 (from the front); Class II



### PRODUCT OVERVIEW

Product name	START PANEL IP54 MLTPWR 600 5100LM 840
Technology	LED
Cap/Base	N/A
Housing	Steel
Mount	Ceiling recessed mounting
General application	Education, Office
ETIM Class	EC002892
E-number FI	4276986
Warranty	5 years
Fixture luminous flux (lm)	5100
Luminaire efficacy (lm/W)	146
Colour temperature (K)	4000
Light colour	Neutral White
CRI (Ra)	80
Colour Variation Initial (SDCM)	SDCM3
Beam Angle (°)	110
Glare control	< 25
Photobiological Risk Group	RG0
Total power consumption (W)	35
Electrical protection	Class II
Control gear type	Electronic ballast multiwatt
Dimmable	No
LED Flickering Rate	Ultra low (5% or less)
Housing colour	RAL 9016 - Traffic white / Bezel
IP rating	IP54/20
IK rating	IK03
Product EAN number	5410288479910

### DATA TABLE

#### General data

Product name	START PANEL IP54 MLTPWR 600 5100LM 840
--------------	--

## START Panel IP54 600x600

START PANEL IP54 MLTPWR 600 5100LM 840

0047991

Technology	LED
Cap/Base	N/A
Housing	Steel
Mount	Ceiling recessed mounting
General application	Education, Office
Operating temperature range (°C)	-10°C - 40°C
Performance ambient temperature Tq (°C)	25
ETIM Class	EC002892
E-number FI	4276986
Warranty	5 years

### Optical data

Fixture luminous flux (lm)	5100
Luminaire efficacy (lm/W)	146
Colour temperature (K)	4000
Light colour	Neutral White
CRI (Ra)	80
Colour Variation Initial (SDCM)	SDCM3
Beam Angle (°)	110
Distribution type	Symmetric
Glare control	< 25
Photobiological Risk Group	RG0

### Electrical data

Total power consumption (W)	35
Mains voltage (V)	220-240V~
Lamp power factor	0.95
THD (at 230 V, 50 Hz, full load, at 100% dimming level) xx.x %	16.0
Electrical protection	Class II
Control gear required	No
Control gear type	Electronic ballast multiwatt
No. Of switching cycles before premature failures	>100000
Transformer required	No
Dimmable	No
Drive current (mA)	165
Inrush Current (A)	22
Inrush Duration (µs)	250
Glow Wire Test (°C)	650
Nominal Frequency (Hz)	50/60Hz
LED Flickering Rate	Ultra low (5% or less)
Max. Luminaires per 10A C Breaker	38
Max. Luminaires per 13A C Breaker	48
Max. Luminaires per 16A C Breaker	60
Max. Luminaires per 20A C Breaker	75
Max. Luminaires per 16A B Breaker	21

## START Panel IP54 600x600

START PANEL IP54 MLTPWR 600 5100LM 840  
0047991

### Lifetime data

Lifespan L70 B50	100000
Lifespan L80 B20	71000

### Physical data

Housing colour	RAL 9016 - Traffic white / Bezel
IP rating	IP54/20
IK rating	IK03
Diffuser finish	Opal
Diffuser material	PC Polycarbonate
Nominal Product Length (mm)	596
Nominal Product Width (mm)	596
Nominal Product Height (mm)	63
Weight (kg)	2.4
Recessed Depth (mm)	100

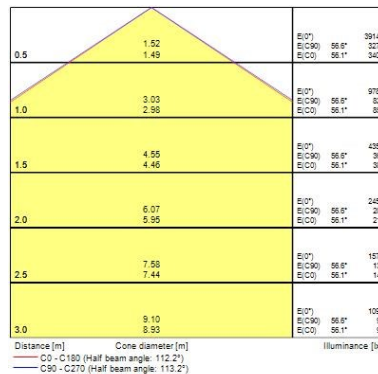
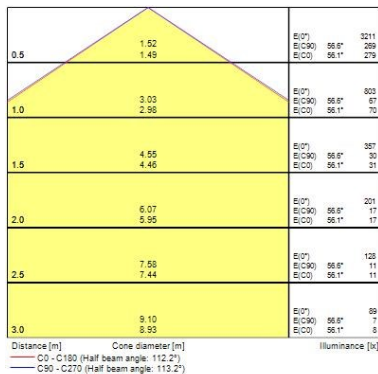
### Packaging

Single packaging type	Carton
Product EAN number	5410288479910
Packaging single length / height (cm)	61.5
Packaging single width (cm)	61.0
Packaging single depth (cm)	7.5
Packaging inner length / height (cm)	63.0
Packaging inner width (cm)	61.5
Packaging inner depth (cm)	8.2
DUN14 (outer)	05410288479910
Units per outer package	20
Packaging outer length / height (cm)	125.0
Packaging outer width (cm)	81.0
Packaging outer depth (cm)	63.0

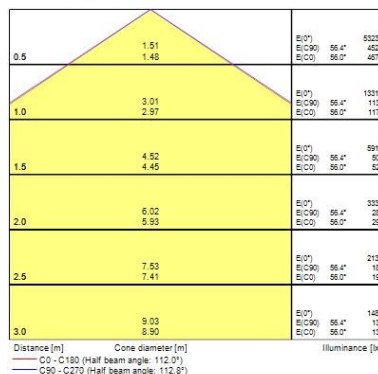
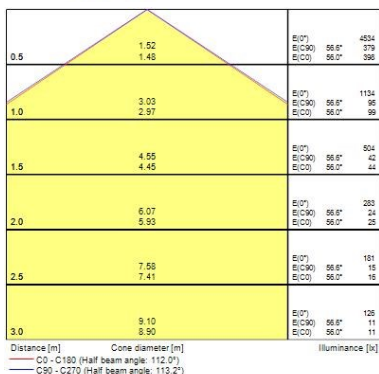
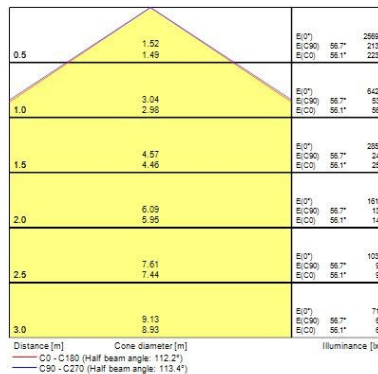
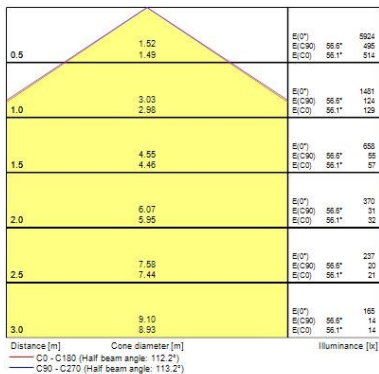
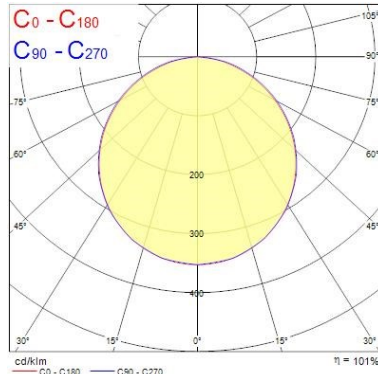
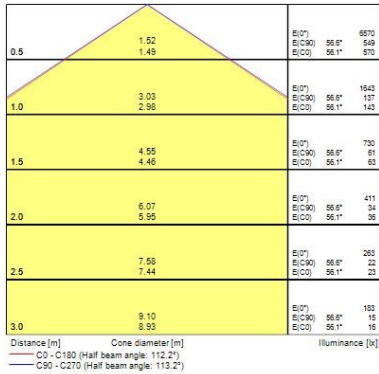
### Safety data

Optimal operating condition (°C)	-10-40
----------------------------------	--------

## PHOTOMETRY



## START Panel IP54 600x600 START PANEL IP54 MLTPWR 600 5100LM 840 0047991



## START Panel IP54 600x600

*START PANEL IP54 MLTPWR 600 5100LM 840*

0047991

### TECHNICAL DRAWINGS

---

