

START DOWNLIGHT IP44 150

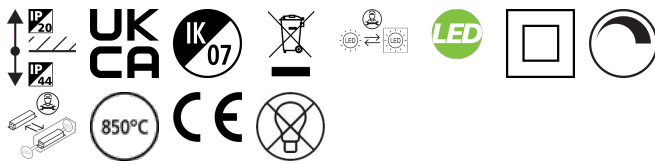
START Downlight 150 IP44 1-10V 1150Lm 830

0030340



Product features

- Ceiling recessed LED downlight IP44 (from the front), with only 45mm product depth and 150mm cutout. Supplied with TCI 1-10V Jolly driver (123401). Ideal replacement for 1x26W CFL downlights. The polycarbonate diffuser allows for a wider light distribution and increased spacings between luminaires. Die-cast aluminium body, 1150LM, 12W, 96lm/W, 3000K, Driver Current: 300mA, CRI80, 74° beam angle, IP44 from the front, IK07, (HxW) 45x165mm, Class 2, 220-240V



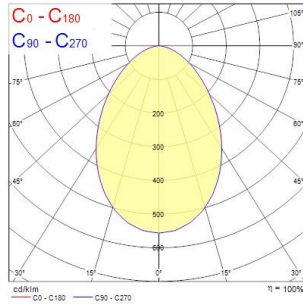
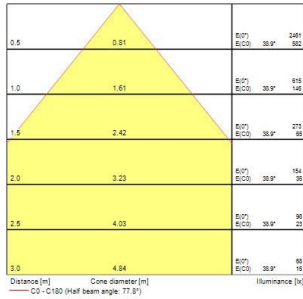
PRODUCT OVERVIEW

Product name	START Downlight 150 IP44 1-10V 1150Lm 830
Technology	LED
Housing	Aluminium
Mount	Ceiling recessed mounting
General application	Hospitality, Logistics & Industry, Office
ETIM Class	EC001744
E-number FI	4278171
Warranty	5 years
Fixture luminous flux (lm)	1100
Luminous flux (lm)	1150
Luminaire efficacy (lm/W)	92
LOR (%)	100
Colour temperature (K)	3000
CRI (Ra)	80
Colour Variation Initial (SDCM)	SDCM5
Beam Angle (°)	74
Glare control	< 25
Photobiological Risk Group	RG0
Total power consumption (W)	12
Electrical protection	Class II
Control gear type	Other
Dimmable	Yes
Minimum dimming level (%)	1
LED Flickering Rate	Ultra low (5% or less)
Housing colour	RAL 9003 - Signal white
IP rating	IP44/20
IK rating	IK07
Product EAN number	5410288303406

PHOTOMETRY

START DOWNLIGHT IP44 150

START Downlight 150 IP44 1-10V 1150Lm 830
0030340



TECHNICAL DRAWINGS

