

START DOWNLIGHT IP44 150

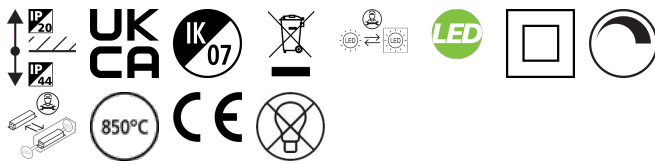
START Downlight 150 IP44 1-10V 1150Lm 830

0030340



Product features

- Ceiling recessed LED downlight IP44 (from the front), with only 45mm product depth and 150mm cutout. Supplied with TCI 1-10V Jolly driver (123401). Ideal replacement for 1x26W CFL downlights. The polycarbonate diffuser allows for a wider light distribution and increased spacings between luminaires. Die-cast aluminium body, 1150LM, 12W, 96lm/W, 3000K, Driver Current: 300mA, CRI80, 74° beam angle, IP44 from the front, IK07, (HxW) 45x165mm, Class 2, 220-240V



PRODUCT OVERVIEW

Product name	START Downlight 150 IP44 1-10V 1150Lm 830
Technology	LED
Housing	Aluminium
Mount	Ceiling recessed mounting
General application	Hospitality, Logistics & Industry, Office
ETIM Class	EC001744
E-number FI	4278171
Warranty	5 years
Fixture luminous flux (lm)	1100
Luminous flux (lm)	1150
Luminaire efficacy (lm/W)	92
LOR (%)	100
Colour temperature (K)	3000
CRI (Ra)	80
Colour Variation Initial (SDCM)	SDCM5
Beam Angle (°)	74
Glare control	< 25
Photobiological Risk Group	RG0
Total power consumption (W)	12
Electrical protection	Class II
Control gear type	Other
Dimmable	Yes
Minimum dimming level (%)	1
LED Flickering Rate	Ultra low (5% or less)
Housing colour	RAL 9003 - Signal white
IP rating	IP44/20
IK rating	IK07
Product EAN number	5410288303406

DATA TABLE

START DOWNLIGHT IP44 150

START Downlight 150 IP44 1-10V 1150Lm 830

0030340

General data

Product name	START Downlight 150 IP44 1-10V 1150Lm 830
Technology	LED
Housing	Aluminium
Mount	Ceiling recessed mounting
General application	Hospitality, Logistics & Industry, Office
Operating temperature range (°C)	-10°C - 40°C
Performance ambient temperature Tq (°C)	25
ETIM Class	EC001744
E-number FI	4278171
Warranty	5 years

Optical data

Fixture luminous flux (lm)	1100
Luminous flux (lm)	1150
Luminaire efficacy (lm/W)	92
LOR (%)	100
Colour temperature (K)	3000
CRI (Ra)	80
Colour Variation Initial (SDCM)	SDCM5
Adjustable chromaticity	N
Beam Angle (°)	74
Distribution type	Symmetric
Glare control	< 25
Photobiological Risk Group	RG0

Electrical data

Total power consumption (W)	12
Mains voltage (V)	220-240V~
Lamp power factor	0.95
THD (at 230 V, 50 Hz, full load, at 100% dimming level) xx.x %	20
Electrical protection	Class II
Control gear type	Other
Dimmable	Yes
Minimum dimming level (%)	1
Drive current (mA)	300
Inrush Current (A)	5
Inrush Duration (µs)	50
Glow Wire Test (°C)	850
Nominal Frequency (Hz)	50/60Hz
LED Flickering Rate	Ultra low (5% or less)
Max. Luminaires per 10A C Breaker	50
Max. Luminaires per 13A C Breaker	65
Max. Luminaires per 16A C Breaker	85
Max. Luminaires per 20A C Breaker	100

Lifetime data

Lifespan L70 B50	100000
------------------	--------

START DOWNLIGHT IP44 150

START Downlight 150 IP44 1-10V 1150Lm 830

0030340

Lifespan L80 B20	74000
Lifespan L90 B10	34000

Physical data

Housing colour	RAL 9003 - Signal white
IP rating	IP44/20
IK rating	IK07
Diffuser finish	Opal
Diffuser material	PC Polycarbonate
Reflector finish	High-gloss
Nominal Product Length (mm)	165
Nominal Product Width (mm)	165
Nominal Product Height (mm)	45
Nominal Product Diameter (mm)	165
Cutout Dimensions (W x L in mm or Diameter in mm)	150
Weight (kg)	0.306
Recessed Depth (mm)	150

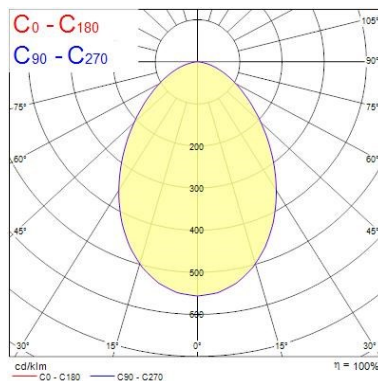
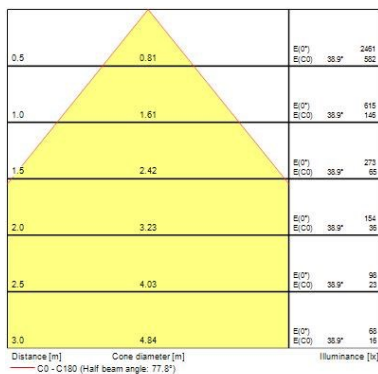
Packaging

Single packaging type	Carton
Product EAN number	5410288303406
Packaging single length / height (cm)	22.3
Packaging single width (cm)	19.0
Packaging single depth (cm)	9.1
DUN14 (outer)	15410288303403
Units per outer package	20
Packaging outer length / height (cm)	46.4
Packaging outer width (cm)	39.9
Packaging outer depth (cm)	48.0

Safety data

Optimal operating condition (°C)	-10-40
----------------------------------	--------

PHOTOMETRY



START DOWNLIGHT IP44 150

START Downlight 150 IP44 1-10V 1150Lm 830
0030340

TECHNICAL DRAWINGS

