

T5 FHE Luxline Plus

28W/T5/827 FHE
0002800



Product features



PRODUCT OVERVIEW

Product name	28W/T5/827 FHE
Technology	Fluorescent
Watt (Rated) (W)	28
Lamp shape	Tube, double-ended
Type	T5 FHE Luxline Plus
Cap/Base	G5
Lamp finish	Frosted/Coated
Fixture rating	Open
General application	Education, Hospitality, Logistics & Industry, Museums & Galleries, Office, Retail, Residential & Consumer
ETIM Class	EC000108
E-number FI	4944520
E-number SE	8356516
E-number Norway	3843422
Luminous flux (lm)	2600
Rated lamp efficacy 100h 50Hz at 35°C (lm/W)	93
Colour temperature (K)	2700
Light colour	Homelight
CRI (Ra)	85
Colour Variation Initial (SDCM)	SDCM5
Photobiological Risk Group	Not applicable
Wattage (W)	28.00
Product Voltage (V)	167
Dimmable	Yes
Average life (Nominal) (h)	24000
Product EAN number	5410288028002

DATA TABLE

General data

Product name	28W/T5/827 FHE
Technology	Fluorescent
Watt (Rated) (W)	28
Lamp shape	Tube, double-ended
Type	T5 FHE Luxline Plus

T5 FHE Luxline Plus

28W/T5/827 FHE
0002800

Cap/Base	G5
Lamp finish	Frosted/Coated
Fixture rating	Open
General application	Education, Hospitality, Logistics & Industry, Museums & Galleries, Office, Retail, Residential & Consumer
ETIM Class	EC000108
E-number FI	4944520
E-number SE	8356516
E-number Norway	3843422

Optical data

Luminous flux (lm)	2600
Luminous flux (Rated) (lm)	2600
Luminous flux (Nominal) at 35°C (lm)	2900
Rated lamp efficacy 100h 50Hz at 35°C (lm/W)	93
Ambient temperature for maximum luminous flux (°C)	35
Colour temperature (K)	2700
Light colour	Homelight
Colour Code	827
CRI (Ra)	85
Colour Variation Initial (SDCM)	SDCM5
Adjustable chromaticity	N
Photobiological Risk Group	Not applicable
Rated lumen maint. factor (%) at 2000 h 50Hz	0.97
Rated lumen maint. factor (%) at 4000 h 50Hz	0.95
Rated lumen maint. factor (%) at 6000 h 50Hz	0.93
Rated lumen maint. factor (%) at 8000 h 50Hz	0.92
Rated lumen maint. factor (%) at 12000 h 50Hz	0.91
Rated lumen maint. factor (%) at 16000 h 50Hz	0.90
Rated lumen maint. factor (%) at 20000 h 50Hz	0.88

Electrical data

Wattage (W)	28.00
Watt (Rated) - High frequency (W)	27.90
Current (A)	0.170
Product Voltage (V)	167
Control gear required	Yes
Transformer required	No
Dimmable	Yes
Drive current (mA)	170
Lamp Energy Label (class)	F
kWh per 1000 hours burning time	31

T5 FHE Luxline Plus

28W/T5/827 FHE
0002800

Lifetime data

Average life (Nominal) (h)	24000
Average life (Rated) (h)	24000
Rated survival factor (%) at 2000 h 50Hz	0.99
Rated survival factor (%) at 4000 h 50Hz	0.98
Rated survival factor (%) at 6000 h 50Hz	0.96
Rated survival factor (%) at 8000 h 50Hz	0.94
Rated survival factor (%) at 12000 h 50Hz	0.93
Rated survival factor (%) at 16000 h 50Hz	0.90
Rated survival factor (%) at 20000 h 50Hz	0.84

Physical data

Nominal Product Length (mm)	1150.0
Nominal Product Diameter (mm)	16
Max. Length base to base (mm) - A	1149.0
Length base to pin Min-Max (mm) - B	1153.7-1156.1
Max. Lamp Length (mm) - C/L	1163.2
Max. Lamp Diameter (mm) - D	17.0
Weight (kg)	0.083

Packaging

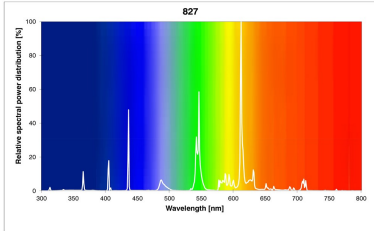
Single packaging type	Carton
Product EAN number	5410288028002
Packaging single length / height (cm)	116.4
Packaging single width (cm)	1.9
Packaging single depth (cm)	1.9
DUN14 (outer)	15410288028009
Units per outer package	25
Packaging outer length / height (cm)	118.0
Packaging outer width (cm)	10.5
Packaging outer depth (cm)	10.5

Safety data

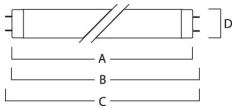
Lamp mercury content (mg)	2.30
Breakage cleaning instructions	Applicable
Recommendation for disposal at end of life	Applicable
Special purpose lamp	No
Suitable for household illumination	Yes

PHOTOMETRY

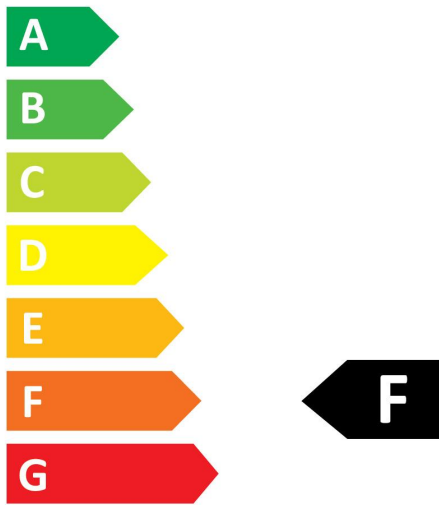
T5 FHE Luxline Plus
28W/T5/827 FHE
0002800



TECHNICAL DRAWINGS



0002800



28
kWh/1000h



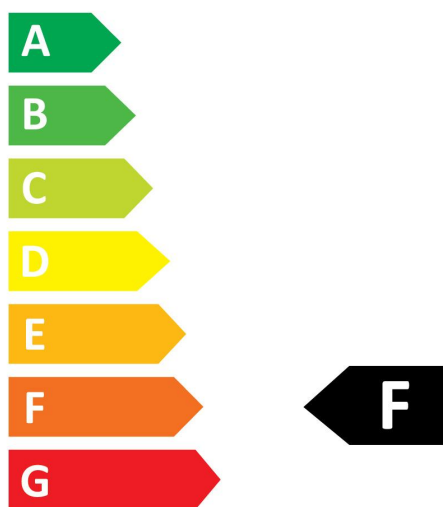
2019/2015

SYLVANIA

T5 FHE Luxline Plus
28W/T5/827 FHE
0002800



0002800



28
kWh/1000h



2019/2015